

# OFFICIAL TOURNAMENT RULES

*January 26, 2019*

*Revised April 19, 2019 Rules: 9.16C2, 9.16C4, 9.16C7*

*Corrected June 3, 2019 M7/8 jump speeds: 9.06C/D  
Ramp Setting Chart*



Questions of interpretation and suggestions for improvement or changes in the rules should be forwarded to the AWSA Rules Committee.

These rules may be amended at any time by the Board of Directors, on its own initiative or at the recommendation of the Rules Committee. ***After amendment by the board, the amended rules shall become effective immediately, unless a different date is specified. A notice of the amendment shall be promptly posted on the official AWSA website.***

*All rules changes subsequent to the 2018 Rule Book are written in **italics***

**USA Water Ski & Wake Sports**  
1251 Holy Cow Road  
Polk City, Florida 33868-8200  
800-533-2972 • 863-324-4341 phone • 863-325-8259 fax  
E-mail: [competition@usawaterski.org](mailto:competition@usawaterski.org)  
Website: [USAWATERSKI.org](http://USAWATERSKI.org)

**American Water Ski Association**  
**Official Tournament Rules**

**TABLE OF CONTENTS**

<u>RULE 1 - GENERAL.....</u>	<u>1</u>
<u>RULE 2 - TOURNAMENT EVENTS, ENTRY, REGISTRATION, ORDER OF CONTESTANTS.....</u>	<u>6</u>
<u>RULE 3 - DIVISIONS OF COMPETITION AND PERFORMANCE RANKINGS .....</u>	<u>8</u>
<u>RULE 4 - TOURNAMENT QUALIFICATION REQUIREMENTS.....</u>	<u>12</u>
<u>RULE 5 - OVERALL AND TEAM COMPETITION .....</u>	<u>16</u>
<u>RULE 6 - OFFICIALS.....</u>	<u>18</u>
<u>RULE 7 - RERIDES, PROTESTS AND DISQUALIFICATION .....</u>	<u>24</u>
<u>RULE 8 - EQUIPMENT AND DEFINITIONS .....</u>	<u>26</u>
<u>RULE 9 - JUMPING.....</u>	<u>34</u>
<u>RULE 10 - SLALOM .....</u>	<u>47</u>
<u>RULE 11 - TRICKS .....</u>	<u>67</u>
<u>RULE 12 - SAFETY REQUIREMENTS.....</u>	<u>78</u>
<u>RULE 13 - OPTIONAL TOURNAMENT FORMATS .....</u>	<u>80</u>
<u>RULE 14 - RECORDS .....</u>	<u>84</u>
<u>RULE 15 - RECORD CAPABILITY TOURNAMENTS.....</u>	<u>86</u>
<u>RULE 16 - CASH PRIZE TOURNAMENTS .....</u>	<u>92</u>

**APPENDIX**

<u>Rules Interpretations .....</u>	<u>94</u>
<u>2019 IWWF/AWSA Rules Differences.....</u>	<u>95</u>
<u>Officials Development Program.....</u>	<u>98</u>
<u>Tow Line Dimensions .....</u>	<u>100</u>
<u>Official Slalom Course .....</u>	<u>101</u>
<u>Slalom Entrance Gate Judgment.....</u>	<u>102</u>
<u>Slalom Scoring Diagram .....</u>	<u>102</u>
<u>Tow-Pylon Specifications Diagram.....</u>	<u>103</u>
<u>Handle Measuring.....</u>	<u>103</u>
<u>Official Jump Course Diagram .....</u>	<u>104</u>
<u>Ramp Setting Chart .....</u>	<u>105</u>
<u>AWSA Computer Benchmark for Jump Meter Set-Up .....</u>	<u>106</u>
<u>AWSA Computer Benchmark for Jump Distance Calculation.....</u>	<u>107</u>
<u>Official Trick Course .....</u>	<u>108</u>
<u>Trick Speed Calibration Times(Deleted) .....</u>	<u>108</u>
<u>Trick Descriptions and Point Values.....</u>	<u>110</u>
<u>Speed Control Parameter Adjustment Chart for Jump.....</u>	<u>111</u>
<u>Speed Control Parameter Adjustment Chart for Slalom.....</u>	<u>112</u>
<u>AWSA Jumping Event Timing Tolerance Table .....</u>	<u>113</u>
<u>Slalom Timing Chart - Record Tolerance ABT.....</u>	<u>114</u>
<u>Slalom Timing Chart - Standard Tolerance ABT .....</u>	<u>115</u>
<u>AWSA National Championships Event Classification .....</u>	<u>116</u>
<u>Rules Jurisdiction Chart .....</u>	<u>117</u>
<u>Tournament Classification Requirements .....</u>	<u>119</u>

## **RULE 1 - GENERAL**

### **1.01 Application**

- A. The rules set forth here govern all sanctioned tournaments.
- B. Except as noted in Rule 1.06, no deviations are permitted from these rules for National Tournaments with the exception of a onetime experimental change in the protocol, approved by the AWSA Board of Directors that would be announced at least three months prior to the tournament.
1. For all other sanctioned tournaments, certain deviations are permitted.
  2. The exceptions are listed in the section of the rules to which they apply.
- C. Whenever the masculine is used, the same shall be construed as meaning the feminine where the context so requires.
- D. IWWF class events (L & R) conducted under USA Water Ski & Wake Sports (USA-WSWS) sanctioning will be conducted administratively by applying AWSA rules and, in instances where skiing conditions are affected, by applying IWWF rules when different from AWSA.
1. The intention is that performances, considered for placement on world ranking lists or for world records, be conducted under conditions identical to events conducted elsewhere in the world (i.e. a level playing field).
  2. Examples of administrative issues where AWSA rules would apply:
    - a. Tie breaking rules.
    - b. Tow rope specifications or skier supplied allowances.
    - c. Starting line lengths.
  3. Examples of skiing conditions where IWWF rules would prevail:
    - a. Trick falls before the course.
    - b. Waiver of conditions encountered in jump.
- E. Contact USA-WSWS for additional variations permissible for Class F tournaments.

### **1.02 Tournament Classification**

- A. Sanctioned tournaments shall be designated:
1. CLOSED (limited to residents within a certain locality or to certain classes or groups of skiers except as limited by Rule 3.01)
  2. OPEN
  3. COLLEGIATE (National Collegiate Water Ski Association).
- B. All tournaments are further classified as:

1. RECORD CAPABILITY (Class R, L and E)

Class R – World and National Records may be set also all IWWF and AWSA ranking lists performances may be earned.

Class L – National Records may be set also IWWF and AWSA ranking list performances may be earned.

Class E – National records may be set and only AWSA ranking list performances earned.

2. CLASS C - Standard local tournaments in which all AWSA ranking list performances may be earned.

3. CLASS F (Grass Roots), primarily for beginning skiers, which allow wide variations from the requirements of the other classifications. To add jumping to a Class F (Grass Roots) classification a minimum of a State Safety Director and Regular Driver is required.

4: CLASS X - Used for experimental formats; i.e. change in course configuration, different boat speeds, etc., where scores WOULD NOT be placed on the ranking lists. Also see Rule 1.09 C.

C. Tournament classifications may be combined. For example, a Class R tournament may be run in conjunction with a Class C (or other).

D. Tournament fees: Please see USA-WSWS website under AWSA heading. Additional regional fees are also shown. (Class F & X same fee)

E. A skier may not ski in more than one class or division in the same event in the same round at one tournament and may not ski more than three rounds in an event at a tournament with the exception of skiers using the option in rule 3.03 Elite Skiers Overall. (See Rule 1.09, 3.03F and Rule 13)

### **1.03 Sponsor Qualifications**

All tournaments shall have at least one USA-WSWS affiliated club as one of the sponsors.

### **1.04 Executive Vice President Approval**

The approval of the Regional Executive Vice President (EVP) shall be required for all tournament classifications.

### **1.05 Regional and National Dates**

Tournaments are held on an annual basis. The Regional Tournaments shall be held to conclude on a weekend, one to six weeks prior to the National Tournament.

## 1.06 Exceptions to the Rules

Where compliance with the rules is infeasible, the Chief Judge shall, with the approval of a majority of the Appointed Judges, make the necessary change, inform each contestant, and send a report to the Rules Committee. Where the rules are definite and feasible, a vote of the judges to decide whether to enforce any provision is prohibited.

## 1.07 Interpretation of the Rules

Questions of interpretations of the rules should be referred to the Chairman of the Rules Committee when possible. In the interest of expediency, the Chairman may give his own interpretation, which shall be binding until the committee has been polled. This shall serve, however, only as a temporary interpretation until the Chairman refers the question to the entire committee for a vote in the normal fashion. Such a poll shall take place as promptly and in the most practical manner possible. Otherwise, the interpretation shall be made by a majority vote of the Appointed Judges, and the Chief Judge shall make a report to the Rules Committee concerning the question. **Contact the Rules Committee representative from your Region if you need assistance.**

<http://www.usawaterski.org/pages/divisions/3event/AWSACcommittees.pdf>

## 1.08 Amendments to the Rules

The rules may be amended at any time by the Board of Directors, on its own initiative or at the recommendation of the Rules Committee. ***After amendment by the board, the amended rules shall become effective immediately, unless a different date is specified. A notice of the amendment shall be promptly posted on the official AWSA website.*** An individual may submit to the Rules Committee, prior to August 31, proposed rule changes, including new tricks, to be evaluated for the next year's rules.

## 1.09 Tournament Limitations

A. SANCTION PERIOD LIMITATION: Tournaments, except the US Nationals, shall be sanctioned for a period of not more than six consecutive days, except where an official postponement is necessary for reasons of safety.

B. TOURNAMENTS PER DAY: Except for the Nationals, U.S. Open, and Team Trials, a tournament site or sponsor shall be limited to a single tournament each day

C. ROUNDS PER TOURNAMENT: There shall not be more than three rounds per tournament unless subsequent rounds after the third round are elimination based or sanctioned as Class X. Alternatively; one tournament may have four rounds if held over two or more days. Also, see Rule 13.01.A.

## 1.10 Prizes and Awards (This rule was deleted in 2008)

### 1.11 Rule Change Authorization

Rule changes may be authorized for a particular tournament as follows:

- A. At the request of the Rules Committee, for the purpose of trying out new provisions under consideration by the committee, and with the approval of a majority of the Appointed Judges for the tournament; or
- B. At the request of the sponsoring affiliated club, and with the approval of a majority of the Appointed Judges, to conform with unusual situations, provided that such requests shall be presented to the Chairman of the Rules Committee at least three weeks in advance of the tournament date; and he shall give his decision at least one week in advance of the tournament date; or
- C. At the request of the sponsoring affiliated club, for purposes of experimentation, promotion of spectator appeal, or other reasons, provided that such requests shall be presented with the request for sanction, and in any event at least six weeks in advance of the tournament, to the Rules Committee, which shall approve, amend, or deny the request, and shall give its decision at least one week in advance of the tournament date.

***For all above requests go to [www.usawaterski.org](http://www.usawaterski.org) rules section and submit rules exception request.***

### 1.12 Tolerances

In any activity involving the performance of an official where a tolerance is involved, it is the official's responsibility to be as close as possible to the actual specification. All tolerances are to allow for human error and the use of tolerances by Officials to improve skier performance will not be tolerated.

### 1.13 Tournament Reporting

All tournament scorebooks and boat timing data from USA-WSWS sanctioned tournaments class C and above, and scores from IWWF sanctioned international competitions to which USA-WSWS sends official team delegations, shall be submitted for inclusion in the USA-WSWS National Ranking List. The list will rank skiers based on the average of their top three tournament scores in slalom, tricks, jumping and overall unless a higher score is calculated using less than three tournaments and applying the appropriate penalty (see details below). For tournaments having multiple rounds only the best single round score will be taken for that tournament. A skier having fewer than three tournament scores will have penalties applied to the average of the scores they do have, in the respective classes reported, and based on the table below:

	<u>Penalty</u>
One Class C Score	10%
One Class E or above Score	5%

Two Class C Scores	5%
One Class E Score AND one Class C Score	2.5%
Two Class E or above Scores	0.0%

If the skier has two or more scores, then the Ranking List Score will be the highest of the following possibilities:

1. The best single score with penalty for that one score according to the chart above;
2. The average of the best two scores with penalty for those two scores according to the chart above;
3. The average of the best three scores with no penalty.

(See Rule 3.06 for limitations on scores below a class C)

Only skiers with a USA Federation code **and USA Citizenship** will be included in the Ranking list labeled "USA only". A competitor who skis in an international competition for another federation shall not be included in the USA Federation listing for two years following their performance in that international competition. At the end of the two years, it is the skier's responsibility to initiate a code change with the USA-WSWS HQ Staff.

### **1.14 Tournament Sanction Review**

Subsequent to the completion of a tournament, if information regarding the conduct of the event surfaces, or the Chief Judge reports that situations were encountered at the tournament which are in violation of these rules (or rules under which the tournament was to be conducted), then the affected scores, events or the entire competition may be withheld from the ranking lists. The intention of this rule is to assure that appropriate standards of conduct are maintained at tournaments and to assure that only those performances conducted to the appropriate standards are included in ranking lists.

The procedure may be initiated by the Chief Judge of the tournament, the President of AWSA, the applicable Regional EVP, the Board of Directors of AWSA, the Chairman of the AWSA Technical Committee or the Chairman of the AWSA Rules Committee. Upon such request being initiated, both the Technical Committee and the Rules Committee will review the matter and with no less than two-thirds agreement of the members of the respective committees make a recommendation to the President of AWSA who will then proceed in accordance with AWSA Bylaws.

### **1.15 Judging Standards**

When a judgment call is too close to call and cannot be decided by allowable

reviews, then the benefit of the doubt shall go to the skier.

## **RULE 2 - TOURNAMENT EVENTS, ENTRY, REGISTRATION, ORDER OF CONTESTANTS**

### **2.01 Events**

The events in a tournament are Jumping, Slalom, and Tricks, with a champion and succeeding places determined in each event based on highest scores. Except for the Boys 1 and Girls 1 divisions, which do not include the Jumping event, National and Regional Tournaments must include all three events. The events to be scheduled at other sanctioned tournaments shall be determined by the sponsoring affiliated club and shall be listed in the tournament announcement.

### **2.02 Schedule of Events**

A schedule showing the order of the events and divisions, the date on which they will occur and the starting hour for competition shall be published and made available upon request no later than two weeks prior to the start of the tournament. A schedule of starting times for individual events, if shown, shall be for the guidance of the contestants only, and any deviation from the schedule shall not constitute a change.

### **2.03 Schedule Changes**

Changes in the schedule during the tournament shall be made only for weather, water conditions, safety or a similar reason, and not for the convenience of any skier. A majority of the Appointed Judges must approve the change, and all affected contestants or their representatives shall be notified. Although schedule changes are discouraged, the judges should not hesitate to make adjustments required for safety.

### **2.04 Entry:**

#### **A. Nationals:**

##### **1. On-line Entry:**

All entries for the National tournament (with the required entry fees) shall be filed on-line by 5 p.m. on Tuesday preceding the week of the Nationals. Skiers shall enter on USA-WSWS web site ([usawaterski.org](http://usawaterski.org)) under Water Ski National Championships /Tournament Registration/Online Registration, within the time frame listed in the rules. No other form of entry will be accepted.

##### **2. Late Entry:**

Late entries shall be accepted provided that the contestant pay on-line an additional entry fee established by the Board of Directors, per 24-hour period or portion thereof, after the 5 p.m. deadline. Late fees shall be accepted at USA-WSWS Headquarters until noon of the Friday preceding the National Tournament, or handed to the Chief Registrar at the National Tournament site until the close of registration the day before the scheduled start of the skier's first event.

#### **B. Other Tournaments: Before the start of all tournaments, except the Nationals,**



the entry list shall be closed. Entries later than those noted may be allowed at the option of the sponsoring affiliated club. However, no entries shall be accepted later than ten minutes before the event is expected to begin.

## **2.05 Registration**

- A. Nationals: All contestants must register for the National Tournament, either in person, by web registration at [usawaterski.org](http://usawaterski.org), or through a representative, providing all required proof of qualification and fees no later than one-half hour before the scheduled start of the contestant's first event. If the skier's registration on [usawaterski.org](http://usawaterski.org) is incomplete or is NOT shown as qualified and fully paid in the online registration system, then they would need to present themselves at on-site Registration. On-site registration must occur within the allowable hours as listed on [usawaterski.org](http://usawaterski.org), and in *The Water Skier* magazine.
- B. Other Tournaments: All contestants must register for the tournament, either in person, by mail or fax, by web registration, or through a representative, providing all required proof of qualification and paying the entry fee. In all cases, registration must occur within the allowable hours as listed on the tournament announcement or at registration. No skier may complete his registration later than ten minutes before the contestant's first event is expected to begin.
- C. In the event registration is done by mail, fax, or web registration, the contestant assumes all responsibility for assuring that all proof of qualification and entry fees have been received and recorded by the Registrar.

## **2.06 Order of Contestants**

- A. Nationals: For the National Tournament, entry shall be closed as noted in Rule 2.04.A, and the order of contestants in each event shall be determined and posted by a Seeding Committee composed of one member from each Region, appointed by the AWSA President. The committee shall rank the contestants in each event according to ability, with the highest seeded skier skiing last. The committee shall be guided by performances during the year preceding the Nationals, and other factors at its discretion, and its decisions shall be final. No change in this order is permitted without the authorization of the Seeding Committee, except that a contestant may withdraw his name, in person or by proxy, before the event starts.
- B. Other Tournaments: The order of contestants shall be made by random draw or shall be seeded before the start of the tournament. The Chief Judge shall designate the order of late entries pertaining to the manner in which they will be added to the order of contestants.
- C. Except at Regional or National Tournaments, in the interest of expediency, a change in the order of contestants may be allowed by a majority decision of the

Appointed Judges. Such a change is to occur prior to the start of the event.

- D. For any division in which skiers request a lower ramp height, these skiers shall be grouped together and, at seeded tournaments, shall ski prior to those using the standard ramp height for that division.

### **RULE 3 - DIVISIONS OF COMPETITION AND PERFORMANCE RANKINGS**

#### **3.01 Amateur and Professional Status**

There shall be no distinction between amateurs and professionals.

#### **3.02 Divisions**

- A. Competition for the three major events shall be separated into the following divisions as determined by the contestant's age. The "ski year" shall begin on the day after the conclusion of the Nationals, and shall end on the final day of the following Nationals. The contestant's age on December 31 of the ski year shall determine his division for the entire ski year. For example, if a skier's birthday within the "ski year" could result in an age division change and his birthday is between the day after the conclusion of Nationals and December 31 inclusive of that "ski year", he will ski in the older division, beginning the day after Nationals. Otherwise, he will remain in the younger division for one more season concluding with the end of the following Nationals.

<b>Age Divisions</b>	<b>Age</b>
Boys 1/Girls 1	9 years and under
Boys 2/Girls 2 ( <b>Boys 2/Girls 2</b> )*	<b>11 years and under</b>
Boys 2/Girls 2 ( <b>Boys 3/Girls 3</b> )*	<b>13 years and under</b>
Boys 3/Girls 3 ( <b>Boys 4/Girls 4</b> )*	17 years and under
Men 1/Women 1	18 - 24 years inclusive
Men 2/Women 2	25 - 34 years inclusive
Men 3/Women 3	35 - 44 years inclusive
Men 4/Women 4	45 - 54 years inclusive
Men 5/Women 5	55 - 59 years inclusive
Men 6/Women 6	60 - 64 years inclusive
Men 7/Women 7	65 - 69 years inclusive
Men 8/Women 8	70 - 74 years inclusive
Men 9/Women 9	75 - 79 years inclusive
Men 10/Women 10	80 - 84 years inclusive
Men 11/Women 11	85 and over
<b>Elite Divisions</b>	
Open Men/Open Women	any age
Masters Men/Masters Women	35 and over

**\*All division and speed changes take effect after 2019 Nationals.**

For Boys 1/Girls 1, only the Slalom and Tricks events may be scheduled, and overall scores will be determined from these two events. Entry in these divisions is optional. Any competitor age nine or under may enter any event as Boys 2 or Girls 2 (including Jumping), and may be eligible for overall in that division if he skis all three events in that division.

For Boys 1 & 2/Girls 1 & 2, entry in these divisions is optional. Any competitor age seventeen or under may enter any event as Boys 3 or Girls 3 (including Jumping), and may be eligible for overall in that division if he skis all three events in that division. **(after 2019 Nationals, refer to chart above for changes to divisions)**

As to qualification for Open Men, Open Women and Masters divisions, see Rule 3.03.

- B. At the option of the sponsoring affiliated club, one or more of the age divisions listed may be consolidated and/or divided into two or more groups, except as limited by Rule 3.01. This shall be noted in the tournament announcement.
- C. A foreign skier's division may be listed, which would allow a foreign skier to ski under the same conditions as he skis under in his home federation. It is up to the skier to provide proof of membership and conditions. This would be a separate division, and competitors therein would not compete with USA Water Ski members for placement.
- D. Except at Regionals and Nationals, skiers, upon proof of eligibility to try out in an event for any U.S. National Team, may be allowed to compete in that event under IWWF Rules and conditions. The results and conditions must be so noted in the scorebook and these skiers will not compete for placement when conditions are advantageous.

### **3.03 Elite Division Competition**

- A. Elite Divisions. There shall be two Elite Divisions of competition:
  - 1. The Open Division may be entered by any skier of any age who is Open Qualified.
  - 2. The Masters Division may be entered by any skier age 35 or greater who is Masters Qualified.
  - 3. Entry into either Elite Division may be Required or Optional depending on the Qualification Level as defined below.
- B. Elite Qualification Levels and Durations. For each of the two Elite Divisions, there shall be two Qualification Levels.
  - 1. Level 9 which is optional for Elite Division participation.
  - 2. Level 10 which is mandatory for Elite Division participation.

These Qualification Levels are further described in sections C-G that follow.

C. Open Qualification:

1. A skier of any age shall be ELIGIBLE to compete in the Open Division in an event (or in Overall) if his ranking score in any reported division for that event equals or exceeds the Level 9 Cutoff ranking score for that event on any date within the current ski year.
2. Additionally, a skier age 18 or greater shall be REQUIRED to compete in the Open Division in an event (or in Overall) if his performance score(s) in any reported division for that event equals or exceeds the Level 10 Cutoff rating score for that event by 3:00 a.m. Eastern Time on the first Thursday of July within the current ski year. This rating score for each event will be established annually by the Skiers Qualification Committee.
  - a. Junior Skiers (Boys 1-3 or Girls 1-3) are exempt from this mandatory requirement to compete in the Open Division.
  - b. Skiers, age 35 or greater, who have an Open Level 10 ranking in an event (or in Overall) may elect to compete in that event in the Masters Division rather than in the Open Division.
  - c. Open, Level 10 ranked, skiers may ski in their respective age division for score only and no placement. Their scores will be posted in the Open Division and will not be included in the age division ranking list for that event(s). This option would not apply at Regionals or Nationals.

D. Masters Qualification:

1. A skier age 35 or greater shall be ELIGIBLE to compete in the Masters Division in an event (or in Overall) if his ranking score in any reported division for that event equals or exceeds the Level 9 Cutoff ranking score for that event on any date within the current ski year.
2. Additionally, a skier age 35 or greater shall be REQUIRED to compete in the Masters Division in an event (or in Overall) if his performance score(s) in any reported division for that event equals or exceeds the Level 10 Cutoff rating score for that event by 3:00 a.m. Eastern Time on the first Thursday of July within the current ski year. This rating score for each event will be established by the Skiers Qualification Committee.

E. Duration.

1. **Skiers will maintain their Level 9 Open or Masters qualification status *if their ranking score in any reported division for that event equals or exceeds the Level 9 Cutoff ranking score for that event on any date within the past 12 months.***
2. **Skiers will maintain their Level 10 Open or Masters Qualification status through the National Tournament at the end of the ski year in which they attained that Elite status.**
3. **Level 10 skiers shall not count towards the Qualification Levels and Cutoffs for their age division in that event.**

F. Elite Overall Provisions:

1. GENERAL: A skier having an OVERALL Elite qualification may compete in the Elite Division in any of the three events, even if an Elite qualification is not

held for the individual event.

2. LEVEL 9: Skiers, who have a Level 9 ranking in Overall and wish to compete in Overall, may choose to ski in their age division events.
3. LEVEL 10: Skiers having an Elite Level 10 rating in Overall, and wishing to compete for Overall, may only do so in the Elite Division and shall be required to ski all three events in that Elite Division. *However, this does not prevent a skier with individual rankings below Level 10 in one or two events from competing in Overall Elite and also age division for placement in those single events.*
4. TOURNAMENTS WITH PLACEMENT: Skiers with a level 9 or 10 qualification in one or two events and skiing in a tournament with placement, such as Regional or National tournaments, may ski in the Elite division for placement and must also ski a second time in their age division event, for Overall score purposes only, if desiring to compete for Overall placement.
5. TOURNAMENTS WITHOUT PLACEMENT: At all other tournaments, skiers with a level 9 or 10 event qualification may use their Elite score to obtain an Overall age division score provided the score does not exceed the division's parameters (speed or ramp height).

G. Determination of Elite Cutoff Scores.

1. WHEN: The Open and Masters Cutoff ranking scores shall be determined each day, from the distributions of ranking scores in each event on that day.
2. OPEN CUTOFFS: The Open Cutoff (Level 9) ranking score for each event shall be the lowest ranking score in Level 9 as determined by the collection of skiers in that event with ranking scores in the M1, M2, and OM divisions for men and the W1, W2, and OW divisions for women. The Level 10 rating score for each event shall be set annually by the Skiers Qualification Committee.
3. MASTERS CUTOFFS: The Masters Cutoff (Level 9) ranking score for each event shall be the lowest ranking score in Level 9 of the collection of skiers in that event with ranking scores in the M3, M4 and MM divisions for men, and the W3, W4 and MW divisions for women. The Level 10 rating score for each event shall be set annually by the Skiers Qualification Committee.
4. GOVERNANCE: The percentile targets for Levels 9 and 10 shall be set by the Skiers Qualification Committee in accordance with directives approved by the AWSA board.
5. DUAL RANKINGS: If a particular skier has rankings in more than one of the divisions in either of these collections for an event, that skier shall only be counted once for that collection, with the higher of those scores.
6. JUMP VARIATIONS: Where jumping speeds and/or ramp heights differ between the divisions which contribute to one of these collections, suitable adjustments (as defined by the Skiers Qualification Committee) shall be made to those scores to put them on a common basis for the applicable Elite Division.

### 3.04 Scheduling of Divisions

National and Regional Tournaments must schedule all of the above divisions.

Other sanctioned tournaments may schedule any or all divisions. The divisions to be scheduled at such tournaments, and whether or not skiers in excluded divisions will be allowed to ski with a scheduled division, shall be determined by the affiliated club sponsoring the tournament, and noted in the tournament announcement.

### **3.05 Scheduled Division Events**

A scheduled division event shall be held as long as one skier is entered and registered.

### **3.06 Performance Rankings**

Within each age division, each skier is ranked in each event and overall. The ability levels are 3 through 8 with 8 being the highest level in each age division. Level 9 **and 10** are the elite ranking levels, as defined in Rule 3.03. The ranking list is continually updated.

Scores for inclusion in the ranking list may be obtained in any sanctioned tournament, in any of the first three rounds (see Rule 1.02), **or first four rounds (see Rule 1.09C)**. Exceptions include certain instances in elimination based competitions (see 13.02). A class F (Grass Roots) score above zero may be included in the Ranking calculations if it does not exceed the Level 5 Cut-Off Average from the previous Ski Year Rankings. Those class F scores which "exceed" the Level 5 Cut-Off Average from the previous Ski Year Rankings may be included but the score will be reduced to equal the Level 5 Cut Off Average for the purposes of inclusion in the Rankings calculations.

Scores for inclusion in the ranking list cannot be obtained in a run-off of a tie.

Performances accomplished at a multi-round tournament shall be credited as one tournament only.

## **RULE 4 - TOURNAMENT QUALIFICATION REQUIREMENTS**

### **4.01 General Qualifications**

- A. Event Qualification: A skier must be qualified in each event he enters.
- B. Membership: An entrant in a sanctioned tournament must be a USA-WSWS member with current dues paid. Each skier must be an Active member for Class C and higher tournaments. Grass Roots membership is the minimum requirement for all other tournament classifications. This requirement shall be considered satisfied if the skier pays his dues to the tournament committee before competing, and completes all required USA-WSWS application and membership documents. A member of a national water ski association affiliated with the IWWF shall not be required to join USA-WSWS to enter

sanctioned tournaments, if his association grants similar privileges to USA-WSWS members. However, he must be covered by USA-WSWS insurance policy.

- C. Tournament Qualification: For tournament qualification, the following are valid:
1. Water Ski Athlete Performance Record card (signed by the required officials). Performance records issued by other IWWF-affiliated Federations are acceptable equivalents.
  2. Record of performance in official scorebooks of AWSA-sanctioned tournaments.
  3. Current Ranking List Average as listed on the National Ranking List on the USA-WSWS website.

#### **4.02 National Tournament Qualifications**

General: A contestant in the National Tournament must have competed in the corresponding event at his Regional Tournament (see Rules 4.03 and 4.06) during the same year. To have competed in an event at a Regional Tournament means to have attained skiing position in each event as defined in Rule 8.07. In addition, a contestant must qualify under Rules 4.02.A, 4.02.B, or 4.02.C (below) and must be a U.S. Citizen. However, a competitor who skis for another federation in an international competition to which the US sends a team, shall not be eligible for placement for the remainder of that calendar year, plus the following two calendar years following the international competition. Any skier competing in international competitions representing Guatemala, Costa Rica, Puerto Rico, Dominican Republic, Cuba, Ecuador, Bolivia, Panama, Paraguay, Uruguay and Venezuela with dual US citizenship would be exempt from rule 4.02.A and 4.03.A for the period of January 1, **2019** until December 31, **2019**.

A skier who enters the Open division at the Nationals in any event is not required to ski in his Regional Tournament.

If the Appointed Judges at a Regional Tournament disqualify a skier for any reason listed under Rule 7.07, then the skier will not have met the requirement of skiing in the Regionals and thus would not be allowed to ski in the Nationals.

A. Placement Qualifications:

1. The top five non-elite-qualified skiers in each age-division or overall at the current year's Regionals or previous year's Nationals shall qualify for Nationals.
2. Events: For those qualified by placement in an event without a Level 8 ranking, scores from the current Regionals or immediate past Nationals must be above zero in the event.

3. Overall: For those qualified by placement in overall without Level 8 rankings, scores for all events required for overall for the applicable division at the current Regionals or immediate past Nationals, must be above zero unless the skier has a current level 7 ranking in that respective event. (Also see 5.01-overall qualification)
  4. The above qualifications from past National placements apply even if a skier changes divisions.
  5. If more than one round of competition is held at a Regional Tournament, the scoring must still result in a single set of qualifiers for the National Tournament.
- B. Ranking List Qualifications: a skier may qualify for the National Tournament in any event or overall by being ranked Level 8 at the Cutoff Date, which is 3:00 a.m. Eastern Time on the first Thursday after the preceding National Tournament. The rankings average of the last ranked skier in level 8 at that time will be considered the Level 8 Cut Off Average for that event and division (See Ranking List Section of Website for specific details). A skier may also qualify for Nationals after the Cut Off Date by increasing his Ranking List Average above the Level 8 Cut Off Average for his respective event and division between the Cut Off Date and Nationals; or by attaining a score equal to or greater than the Level 8 Cut Off Average for his respective event and division at the Regional Tournament or at any class C or above event between the Cut Off Date and the first day of Nationals **or by being ranked Level 8 at any point between the Cut Off Date and the first day of Nationals.**
- C. Standards for Graduating Skiers who change divisions within the last 12 months: The rolling 12 month version of the National Ranking List will carry scores achieved in the prior division, into the skier's new age division, subject to the following special considerations:
1. Where the new Slalom division has a maximum speed equal to or faster than that of the original division -- the performance is carried into the new division at the same total buoy count.
  2. Where the new Slalom division has a maximum speed slower than that of the original performance -- the buoy count score carried into the new division will be reduced by 6 buoys if the score was achieved in a Class E, L, or R tournament (10.06.C).
  3. Where the new Jump division has a maximum speed slower or a maximum ramp height lower than the speed and/or ramp height of the actual performance accomplished in the original division -- the performance will not be carried into the rankings of the new age division.



### **4.03 Regional Tournament Qualifications**

- A. General: Each Region shall determine the required qualifications for its own Regional Tournament.
1. In any year, a skier shall be qualified to enter only one Regional Tournament for placement. A skier shall ski for placement in the Region where he does more than half of his tournament skiing during the ten weeks prior to the Regional Tournament. A skier has the option to return to his Region of legal residence to ski for placement.
  2. If this rule is clearly inequitable, the Regional Executive Vice Presidents of the affected Regions may correct the situation at the request of the skier prior to July 16 immediately preceding Nationals. EVP's from the Regions involved must be in agreement.
  3. If the skier has not done more than half his skiing in the ten-week period in any single Region, he shall ski in the Region in which he has skied most. If a skier is in doubt as to the Region in which he is qualified to ski, he shall present all the facts to the Regional Executive Vice President in the Region in which he has legal residence prior to July 16<sup>th</sup> immediately preceding Nationals and the Regional Executive Vice President's decision shall be final. If there is any question regarding a particular skier's Region, the Executive Vice President is required to rule based on the legal residence of the skier. This may be accomplished with the information contained in the USA-WSWS membership database. A skier skiing "out of Region", based on the ten-week rule, may thereby satisfy the requirement to compete in a Regional Tournament to qualify for the National Tournament (Rule 4.02.A), and may ski for rankings only. He may not ski for Regional placement.
  4. All entrants in a Regional Tournament shall be U.S. citizens, unless the Region determines to allow non-US citizens (or resident aliens) to participate, but not for placement. However, a competitor who skis for another federation in international competition to which the US sends a team, shall not be eligible for placement for the remainder of that calendar year, plus the following two calendar years following the international competition.
- B. Excuses: A skier who is unable to compete in a Regional Tournament may be excused from the Regional Tournament provision of Rule 4.02.A for the following reasons:
1. AWSA Representatives: An individual, officially selected by the AWSA to represent the Association at an international competition on the same dates as his Regional Tournament, may be excused. This may be extended to include not only athletes but judges, scorers, drivers,

delegates, and other officials.

In the case of minors, this may also be extended to include parents or legal guardians of same.

2. Other Excuses: The EVP may excuse a skier from this requirement if the skier provides proof, at least 48 hours prior to the start of the Regional Tournament, that he is confined to a full-facility hospital; is on extended military service; is on jury duty; is involved in an immediate family tragedy; or has suffered an injury or illness that precludes him from participating. The proof provided to the EVP must be sufficient to allow the EVP to make a fair and objective determination regarding the skier's ability to ski at the Regional Tournament. If the skier does not provide sufficient documentation (e.g., hospital admittance form, jury duty notice, etc.) within the stated time frame, the skier must appear before the EVP at the Regional Tournament, prior to the skier's scheduled event, at which time the EVP will make a determination as to the skier's ability to ski in the tournament. The EVP may excuse a skier for reasons other than those listed above, and with less than 48 hours notice, under extraordinary circumstances. Any skier misrepresenting his situation to the EVP shall be precluded from skiing in the National Tournament for the current year.

#### **4.04 U.S. Open Qualifications (*Rule deleted 2019*)**

#### **4.05 Other Tournament Qualifications**

The sponsoring affiliated club shall determine the required qualification standards for its tournament.

#### **4.06 Event and Division Limitations**

The division that a skier competes in at the Regional Tournament in any event shall be the division that said skier competes in, in the same event, at the National Tournament except that a skier not currently qualified may qualify for the Open or Masters division of the Nationals by meeting the requirements for that division at or after the Regional Tournament.

### **RULE 5 - OVERALL AND TEAM COMPETITION**

#### **5.01 Overall Qualification**

To be considered for overall standings, a contestant must be qualified for, entered in, and attain skiing position in all three events, except Boys 1/Girls 1 where overall is based on only two events and for divisions 8 and up the skier may use scores from ANY two events or all three events towards the overall title.

## 5.02 Overall Placement

Places in the overall championship shall be determined by adding each contestant's overall points in the three events (except Boys 1/Girls 1, as noted above).

An age division overall score can include an Elite score provided the score does not exceed the division's parameters (speed or ramp height). At Regional and National tournaments, or other tournaments with placement, skiers with an Elite event ranking may obtain a division overall score only by skiing a second time in that division's event for overall scoring purposes only.

## 5.03 Overall Scoring

- A. In scoring for overall positions within each division, each competitor shall receive a NOPS (Normalized Overall Performance Score) for each event, calculated from his performance in that event, relative to standards for that specific division and event, using a smooth curved mathematical fit to those standards.
1. The standards for each division and event shall be set annually by the Skier's Qualification Committee, based on the distribution of scores for the skiers in that particular division and event, over the preceding 12 month period.
  2. The smooth curved function for each division and event shall be formulated such that:
    - a. In slalom and tricks, a raw event score of zero will produce a NOPS score of zero.
    - b. In jumping, a raw event score of less than 15% of the National Record Jump Score for that division will produce a NOPS score of zero.
    - c. A raw event score that equals the Median (50th percentile ranking) score for that division and event shall receive a NOPS score of exactly 500 points.
    - d. A raw event score that equals the National Record score for that division and event shall receive a NOPS score of exactly 1500 points.
    - e. The smooth curved function for each division and event shall be based on the ratio of the skier's raw performance score in that division and event, divided by the standard score for that division and event, with that ratio raised to a specified power. The specified power values for each division and event shall be computed to best fit provisions a-d above.
  3. The Skier's Qualification Committee shall annually publish a table of the NOPS standards, and the associated computational formulas and power factors, for each division and event for the next ski year.

- B. 1,000 Point Overall Standard: For other than the National and Regional Tournaments, the following overall scoring may be used. At the option of the sponsoring affiliated club, the highest scoring three-event skier (or the highest scoring team-affiliated skier, if the tournament includes team competition) in each event shall be awarded 1,000 points for overall. If this option is used, it shall be noted in the tournament announcement. Each remaining contestant in the Slalom and Tricks events shall receive points in the proportion that his score bears to the winner's score. For example, a trick skier receiving a total of 1,130 points compared with the winner's 2,560 would be entitled to  $(1,130/2,560) \times 1,000$ , or 441 points toward overall. Each remaining contestant in the Jumping event shall receive points in the proportion that the square of his score bears to the square of the winner's score. For example, a jumper receiving a total of 130 points compared with the winner's 150 would be entitled to  $[(130 \times 130)/(150 \times 150)] \times 1,000$ , or 751 points toward overall.

All three performances for an overall score shall be achieved in the same division and must be performed in the same round of a multi-round tournament (i.e., first time skied in a division per event = Round #1, second time skied in a division per event = Round #2, etc.). An exception would be an Elite qualified skier who is using rule 3.03F options for overall score.

Run-offs of ties are used solely to determine placement in an event and are not used for any other purpose such as scoring overall, setting records or inclusion in ranking list.

#### **5.04 Team Scoring (*Rule deleted 2019*)**

### **RULE 6 - OFFICIALS**

#### **6.01 National Tournament**

- A. The Chief Judge, Assistant Chief Judges, and the Qualifications Judge shall be three-event Senior Judges appointed by the AWSA President.
- B. Other Appointed Judges (with equal representation from each region) shall be three-event Senior Judges appointed by the Regional Executive Vice President with approval of the Regional Council.
- C. Event judges shall be chosen by the Chief Judge from among the Appointed Judges. When the Appointed Judges are not available as event judges, the Chief Judge may choose other Senior or Regular Judges as event judges. In all events, the majority of the event judges must be Senior Judges.
- D. The Chief Boat Driver shall be a three-event Senior Driver appointed by the AWSA President.

- E. Boat Drivers (with equal representation from each region) shall be two and three-event Senior Boat Drivers appointed by the Regional Executive Vice President with the approval of the Regional Council. Each Region shall appoint at least one three-event driver.

Additional drivers shall be chosen by the AWSA President at his discretion from alternate drivers proposed by the Executive Vice Presidents. When an adequate number of Appointed Drivers and Alternate Drivers are not available, the Chief Driver may choose other Senior two or three-event Drivers to drive an event. For the Open division only, non-appointed drivers may be used, at the discretion of the Chief Driver, in consultation with the LOC, and with the approval of the AWSA President.

- F. The Chief Scorer shall be a three-event Senior Scorer appointed by the AWSA President. Assistant Chief Scorers with a three-event Senior Scorer's rating may also be appointed.
- G. Scorers (with equal representation from each region) shall be three-event Senior Scorers appointed by the Regional Executive Vice President with the approval of the Regional Council. Event scorers shall be chosen by the Chief Scorer from the Appointed Scorers. When the Appointed Scorers are not available as event scorers, the Chief Scorer may choose other Senior Scorers or Regular Scorers as event scorers, with the approval of the Chief Judge.
- H. The Chief Safety Director shall be a National Safety Director appointed by the AWSA President. Assistant Chief Safety Directors with a National or Regional Safety Director rating may be appointed by the AWSA President. Other safety personnel, with a minimum rating of State Safety Director, may be chosen by the Chief Safety Director.
- I. The Chief Technical Controller shall be appointed by the AWSA President. Assistant Chief Technical Controllers may also be appointed.
- J. ***In addition to Chief and Assistant Chief officials, the following are recommended*** quantities of officials for National Tournament sites.
  - 1. Four lakes, ***per Region:*** 5 judges - 2 Appointed, 3 Assigned; 2 drivers; 2 scorers.
  - 2. Three lakes, ***per Region:*** 4 judges - 2 Appointed, 2 Assigned; 2 drivers; 2 scorers
  - 3. Two lakes, ***per Region:*** 2 Judges, both Appointed, 1 driver; 1 scorer.

***It is also recommended for the National Tournament LOC to appoint 1 safety director, 1 technical controller and 1 announcer per lake.***

## **6.02 Regional Tournaments**

- A. The Chief Judge shall be a three-event Senior Judge appointed by the Regional Executive Vice President with approval of the Regional Council. Assistant Chief Judges with a three-event Senior or Regular Judge rating may also be appointed.
- B. Five three-event Appointed Judges (Senior or Regular) shall be appointed by the Regional Executive Vice President with the approval of the Regional Council.
- C. Event judges shall be chosen by the Chief Judge from among the Appointed Judges or other Senior or Regular Judges in attendance at the tournament.
- D. The Chief Boat Driver shall be a three-event Senior Driver appointed by the Regional Executive Vice President with the approval of the Regional Council. Assistants with three-event Senior or Regular Driver's ratings may also be appointed. Event Drivers shall be chosen by the Chief Boat Driver from the Appointed Drivers, or other Senior or Regular Drivers, subject to the approval of the Chief Judge.
- E. The Chief Scorer shall be a three-event Senior Scorer appointed by the Regional Executive Vice President with the approval of the Regional Council. Assistant Chief Scorers with a three-event Senior or Regular Scorer's rating may also be appointed. Other scorers, with a Senior or Regular Scorer's rating, may be selected by the Chief Scorer from those in attendance at the tournament, with the approval of the Chief Judge. Where there is a shortage of Regular and Senior Scorers, an Assistant Scorer may work under the supervision of a Senior or Regular Scorer.
- F. The Chief Safety Director shall be a Regional Safety Director appointed by the Regional Executive Vice President with the approval of the Regional Council. Assistant Chief Safety Directors, with a minimum rating of Regional Safety Director, may also be appointed. Other safety personnel, with a minimum rating of State Safety Director, may be chosen by the Chief Safety Director.
- G. The Chief Technical Controller shall be appointed by the Regional Executive Vice President with the approval of the Regional Council. Assistant Chief Technical Controllers may also be appointed.

## **6.03 Other Tournaments**

- A. A Chief Judge and at least two other judges (all Senior or Regular in the events being held) shall be appointed by the sponsoring affiliated club with the approval of the Regional Executive Vice President. An Assistant Chief Judge, holding not less than an Assistant Judge's rating, may also be appointed.
- B. The event judges shall be chosen by the Chief Judge from among the Appointed Judges or other judges in attendance at the tournament holding not

less than an Assistant Judge's rating or a judge's rating from a federation affiliated with the IWWF. It is recommended that, insofar as practical, the Chief Judge select event judges from among the most capable judges available.

- C. A Chief Boat Driver (with Senior or Regular rating) shall, and the necessary assistants, may be appointed by the sponsoring club with the approval of the Regional Executive Vice President.

Event drivers shall be chosen by the Chief Boat Driver from the Appointed Drivers, or other Senior, Regular, or Assistant Drivers available, subject to the approval of the Chief Judge. It is recommended that the Chief Boat Driver select event drivers from the most capable drivers available.

In areas where no Senior or Regular Drivers are available, the sponsoring club of a Class C tournament or below may appoint Assistant Drivers as event drivers (with the approval of the Regional Executive Vice President), in which case the Chief Judge will assume the duties of the Chief Boat Driver.

- D. A Chief Scorer (with Senior or Regular rating) shall be appointed by the sponsoring affiliated club with the approval of the Regional Executive Vice President.

In areas where no Senior or Regular Scorers are available, the sponsoring club of a Class C tournament may appoint an Assistant Scorer as Chief Scorer (with the approval of the Regional Executive Vice President), under the supervision of the Chief Judge.

Event Scorers shall be selected by the Chief Scorer from other scorers in attendance at the tournament subject to the approval of the Chief Judge.

- E. At Class C tournaments or Class C portions of mixed-class tournaments:
  - 1. The chief officials shall preferably be separate officials.
  - 2. An official (Chief Judge, Driver and Scorer) may co-chief (both officials simultaneously on site) with an official who is currently rated for those events to satisfy the requirements for advancement to senior.

- F. A Class F (Grass Roots) tournament may be limited to an Assistant Judge, an Assistant Driver, and a State Safety Director. To add jumping to a Class F (Grass Roots) classification, a minimum of a State Safety director and Regular Driver is required.

- G. A Chief Safety Director, with a minimum rating of State Safety Director, shall be appointed by the sponsoring affiliated club with the approval of the Regional Executive Vice President. An Assistant Chief Safety Director may also be appointed. The Assistant Chief Safety Director and other safety personnel may be aspiring State Safety Directors.

H. For Record Capability tournaments, a Technical Controller shall be appointed by the sponsoring affiliated club with the approval of the Regional Executive Vice President. For all computer operations involving video jump distance measurement or frame count trick timing, a rated Technical Controller shall be considered fully qualified as an appropriately rated judge.

I. Judging for all events must be performed on the tournament site.

#### **6.04 Secondary Personnel**

Personnel to fill secondary positions shall be selected by the Chief Judge from other rated judges or USA-WSWS insured members who desire training in tournament work.

#### **6.05 Disagreement**

In any disagreement among judges, the majority rules, and all issues should be settled before the next contestant starts.

#### **6.06 Inspection of Forms**

The scoring of each judge shall be made available for inspection as soon as possible, but not later than the end of the tournament.

#### **6.07 Separation of Judges**

Judges shall be separated to ensure completely independent opinions. Where it is not feasible for judges to be separated, judges' positions shall be designated by the Chief Judge.

#### **6.08 Changes in Scoring Forms**

Any changes in scoring forms must be approved by the Chief Judge once the results of that event have been posted. A judge may not change his scoring form more than 30 minutes after the results of the event are posted. The results of a day's last event on each lake may be posted at the beginning of the next day (except for the final day). In this manner, the Chief Judge can comply with the rules while all those concerned have a fair opportunity to verify their results.

#### **6.09 Changing Officials**

At the discretion of the Chief Judge, any or all officials may be changed during a large Slalom or Jumping event. The event may be divided into groups to accommodate officials changing, although no such group shall have fewer than 10 skiers. Under exceptional circumstances, the Chief Judge may change any official at any point during an event.

The Chief Judge may decide to use two boats and boat crews in the same event in an alternating manner. Alternating manner shall mean the next available towboat



will be used for each successive skier. See Rules 8.02.D, 8.02.E, and 8.02.F.

### **6.10 Defining Judge, Scorer, and Driver**

***The term "Judge" refers to an AWSA-rated Senior, Regular or Assistant Judge or any Pan American equivalent. The term "Scorer" refers to an AWSA-rated Senior, Regular or Assistant Scorer or any Pan American equivalent. The term "Driver" refers to an AWSA-rated Senior, Regular or Assistant Driver or any Pan American equivalent. Other federations' or confederations' judges', scorers', and drivers' ratings are equated to those of AWSA as noted in the IWWF Rule Book for use in assigning tournament personnel.***

AWSA	AWSA Class	IWWF
Senior	C, E, L & R	Pan Am, E & A Senior, Canadian level 3, Australian level 3
Regular	C, E, L	As above but adding, E & A National, Canadian Level 2, Australian level 2
Assistant	C	As above but adding Canadian Level 1, Australian level 1

### **6.11 Judge, Scorer & Driver Emeritus**

A Senior Judge Emeritus or Senior Scorer Emeritus or Senior Driver Emeritus may officiate in a Class C or lower tournament, including serving as the Chief Official. In addition, a Senior Judge Emeritus may serve as an equivalent of an assistant judge in a Class E tournament.

### **6.12 Multi-Round Tournaments**

Officiating duties accomplished at a multi-round tournament shall be credited as one tournament only.

### **6.13 Chief and Appointed Officials**

A. Chief and appointed officials for any tournament shall hold the required rating level for all events that are scheduled in that tournament, and these officials shall remain available in person on the site throughout the entire event(s) for which they serve.

B. If a tournament is sanctioned for more than 5 days the appointed officials may be split. This change in appointed officials must be announced in the tournament announcement at least 30 days prior to the start of the tournament.

C. A Class C tournament may have different Chief Officials for each individual or multiple events.

## **RULE 7 - RERIDES, PROTESTS AND DISQUALIFICATION**

### **7.01 Unfair Conditions**

When unfair conditions or a malfunction of tournament committee-supplied equipment occurs, which, in the opinion of a majority of the event judges adversely affects a contestant, he shall be granted the option of a reride only on the passes affected. In the case of a malfunction of committee-supplied equipment or if there should be fast slalom times, slow jump times, or short trick times, then, if such an optional reride is taken, the official score shall be the better of the reride score or the score obtained on the original adversely affected pass(es). In all other instances if the reride is taken, the result of the reride is the official score (unless 8.10F applies).

When a condition gives a contestant an unfair advantage, a reride is mandatory, and the result of that reride shall become the official score.

### **7.02 Reride Time Limits**

A reride must be taken no later than five minutes after being granted, and may be taken immediately at the option of the contestant (see Rule 9.10 for Jumping rerides, Rule 10.10 for Slalom rerides, and Rule 11.10 for Tricks rerides). If the contestant elects to take a five-minute rest, the next contestant in order shall ski, and the reride shall be taken at the conclusion of the skier's run during which the five-minute rest period expires.

### **7.03 Requests for Rerides**

A request for a reride may be initiated by a judge for the event before the next contestant starts or may be initiated, as soon as possible, by the contestant or his representative. In either case, the reride shall be decided upon before any further contestants start. If, in the opinion of the judges for the event, the request was not initiated as soon as possible after the contestant skied, the request shall be denied.

### **7.04 Protest Procedure**

Protests shall be made to the Chief Judge and shall be considered by the Appointed Judges. Protests must be in writing, give the reason for the protest, be signed by the contestant, and be filed no later than 30 minutes after the results of the event are posted and the judges' scoring forms are available for inspection. If there is a tie vote of the appointed judges on a protest resolution, the Chief Judge shall break the tie.

### **7.05 Protests**

Protests shall be considered only for failure of the tournament committee or the officials to comply with these rules. No protest shall ever be considered on

judgment decisions by the judges except as noted in 10.08F and 11.09D.

## **7.06 Posting Scores and Correcting Scoring Errors**

### **A. Official posting of scores:**

1. During hours of actual competition, official results will only be those on paper signed by the Chief Scorer and posted at a designated location at the competition venue. All other versions/postings of the results are unofficial.
2. Two hours after each event's results are posted, they are considered final (also see 7.06.B.2 below). Should corrections be made within that two hour window, the revised posting time will be noted on the revision, and another two hour review period will begin. The results of a day's last event on each lake may be posted at the beginning of the next day (except for the final day). In this manner, the Chief Judge can comply with the rules while all those concerned have a fair opportunity to verify their results.
3. If no corrections are made within two hours, the results become official.
4. Upon completion of the tournament, the paper results will be converted into an electronic format and made available on the official USA Water Ski website. These will then be considered the official results.
5. If a discrepancy is discovered between the posting of the paper results on site and the post-tournament electronic posting, the Chief Judge and Chief Scorer will review the matter and update the electronic edition as needed.

### **B. Correcting scoring errors**

1. A correction of an error in the computation of scores will not be considered a protest.
2. Such correction will be made upon the approval of the Chief Judge and the Chief Scorer if requested within two hours after the results of the event have been posted according to 7.06.A.2 above and the judge's scoring forms made available for inspection.
3. Correction of scores on the Ranking List only:
  - a. Such changes will be made with the approval of the Chief Scorer and Chief Judge provided the error change was initiated within seven days of inclusion in the Ranking List.
  - b. This seven day limitation will only apply to changes in the score

value. Corrections of errors in competitor identity, age division, or tournament format will be made whenever identified and verified by the Regional Seeding Representative and Executive Vice President.

- c. Such a change will not affect the official tournament results or placements.

## **7.07 Disqualification**

- A. General: Disqualification is the most severe penalty that a skier may receive in competition. When disqualified, a skier is barred from continued participation in the tournament in all rounds and all events and is ineligible for placement in any event or overall. Any scores recorded prior to the skier's disqualification shall be removed from the scorebook, and the scorebook shall be amended to reflect the skier's status as disqualified. Any skier who is disqualified at a Regional Tournament shall be ineligible to enter and compete in the National Tournament.
- B. Disqualification Procedures: Contestants may be disqualified by a two-thirds majority vote of the Appointed Judges for any one of the reasons listed in Sections C-E below. The Chief Judge shall submit a written report to the AWSA Board of Directors regarding any such disqualification.
- C. Cheating: A skier shall be subject to disqualification procedures if he (or his representative) willfully violates the rules to gain an unfair advantage in competition. This shall include misrepresentation of age or ranking. Handle lengths that are found to be out of tolerance after a skier's performance shall not be considered a willful violation of the rules or a cause for disqualification. (See Rule 10.16.B.2.b regarding slalom handles out of tolerance.)
- D. Unsportsmanlike Conduct: Any contestant (or his representative) or official whose conduct is deemed unsportsmanlike or whose conduct may cause discredit to USA-WSWS, either on or off the tournament site before, during, or after the tournament, may be disqualified from participation in the tournament.
- E. Under the Influence of a Mind Altering Substance: Being under the influence of alcohol, drugs, or any other mind altering substance, or if his participation would be a danger to himself or others, subjects a competitor to disqualification procedures.

## **RULE 8 - EQUIPMENT AND DEFINITIONS**

### **8.01 Competition Area**

The suggested tournament layout is shown in the Slalom, Jumping, and Tricks

Diagrams contained in the Appendix. Courses' dimensions shall be as indicated. However, the layout of the competitive area may be varied to suit the tournament site. No buoys or markers other than those indicated by the official course diagrams are permitted within the competition area, except safety hazard or turning point markers, boat path alignment buoys, or video jump distance buoys (See 9.02). Any such additional buoys shall be distinguishable from tournament buoys and shall be pointed out to skiers at the start of the competition.

Dimensions and Tolerances: Metric dimensions, when given, are official. Accompanying notations stated in feet and inches or pounds are approximate and are provided as a convenience only. Tolerances on dimensions are to allow for uncontrollable site variations and human error only. See Rule 1.12

When courses overlap, buoys from the unused course that may cause confusion or a safety hazard shall be removed.

## **8.02 Boats**

- A. General: All tournaments, Class F and higher, are required to use only AWSA-approved tournament towboats. Contact USA-WSWS Headquarters for approval requirements and details as set forth in the AWSA Towboat Manual.
- B.
  - 1. Added Weight: It is the duty of the boat judge, in consultation with the driver, to supervise adding a suitable weight in any event to even out boat balance, wakes, spray, or handling. This weight shall not present a hazard to the boat occupants or potential harm to the boat interior.
  - 2. For tricks, the skier may place a tournament-supplied weight of between 20-50 kg (44-110 pounds) in the boat (either on the floor by the feet of the release operator or behind the engine cover) with side to side positioning as decided by the skier or release operator.
  - 3. If equipped, the ballast system starting level may be chosen by the skier (0%, 25%, 50%, 75%, or 100%). The skier may select +/- 50% for his second pass based on his first pass selection. The LOC along with the CJ may set a maximum upper ballast level. If so, the skier may not exceed that limit when selecting a second pass change.
- C. Boat Availability: Any boat that is to be used in the tournament shall remain available until the end of the tournament unless released by the Chief Judge. Only designated persons may occupy official towboats during competition.
- D. Boat Selection: For the National and U.S. Open Tournaments, the selection of boats and the assignment of boats to specific events shall be made by USA-WSWS Headquarters. National Towboat selection shall occur no later than July 1st. For Regionals, USA-WSWS Headquarters shall make the selection of boats, and the assignment shall be made by the Chief Judge and the Chief Boat Driver. At all other tournaments, the selection of towboats shall be

made by the Chief Boat Driver, with the approval of the Chief Judge.

- E. Boat Use in Each Event: The same driver and boat shall be used by all contestants in each Slalom and Jumping event. However, in cases where two drivers of similar abilities and two boats of the same model, manufacturer and engine size are available, the Chief Judge may decide to use two drivers and two boats in the same event in an alternating manner. Alternating manner shall mean the next available towboat will be used. However, in Jumping and Slalom tie run-offs, only one boat and driver shall be used. For the tricks event, the skier may select a boat from any of the designated towboats, and multiple teams of drivers and boat officials may be assigned to the Tricks event at the option of the Chief Judge.
- F. Towboat Breakdown: When a towboat breakdown occurs, the Chief Driver with the concurrence of the Chief Judge may select a similar towboat to complete the event. For the purpose of towboat malfunction, "similar" shall mean an AWSA-approved tournament towboat of the same power and design. For Regionals, Nationals and Cash Prize tournaments, any substitute towboat shall be of the same model and manufacturer. However, when running dual boats, the event may be continued with one boat, or if substitution is necessary, the two boats continuing the event must be of the same model and manufacturer.
- G. Nautique Boats:
  - 1. 2018 and older Nautique boats: The Hydrogate can be set in one of two positions, slalom or tricks/jump but may not be set in between modes.
  - 2. 2019 Nautique boats: Hydrogate can be set in any of the 11 approved positions, slalom (0), middle (1-9), or trick/jump (10) as detailed below.
    - a. Tricks: The default Hydrogate position is the trick mode (10). The skier has the option of using the slalom mode (0) or middle (1-9). It is the skier's responsibility to inform the boat crew when choosing any of the non-default options. The skier may choose to change the setting only between passes. Ballast systems, if applicable, will have five settings 0%, 25%, 50%, 75% and 100%. They may not be changed during the pass. See Rule 8.02B3 and 11.07 for skier allowances.
    - b. Jump: The default Hydrogate position is the jump mode (10). The skier has the option of using the slalom mode (0) or middle (1-9). It is the skier's responsibility to inform the boat crew of slalom option prior to leaving the dock. In Class C tournaments only, the skier may choose to change the setting between jumps.
    - c. Slalom: The gate will remain in the slalom mode.

### **8.03 Skis**

- A. Maximum ski width shall not exceed 35% of the length.
- B. Any rigid or flexible foot binding may be used including bindings that are firmly attached to the ski or designed to release from the ski in the event of a fall.
  - 1. Bindings may be used that allow the heel of the skier's rear foot to lift off the ski.
  - 2. The specific location in which the binding is positioned on the ski may not move or change during actual skiing.
- C. Slalom and Jump skis:
  - 1. Any type of fixed fins may be used.
  - 2. Devices affixed to the skis intended to control or adjust the skiing characteristics of the ski, for example, wings on a fin, are allowed as long as they are fixed and do not move or change during actual skiing.
- D. Trick skis:
  - 1. Skis used in the Tricks event shall not have fins.
  - 2. Trick skis with molded rails/grooves less than 1/2" are allowed.
  - 3. A foot pad cemented to the ski as a place for the rear foot is also permitted.
- E. With all bindings, fins, etc., installed, the ski must float.
- F. Attaching two separate skis together in any manner is prohibited.

### **8.04 Tow Lines**

The Tournament Committee shall furnish tow lines constructed as in 8.04.C below with the lines and handles meeting the following specifications (also see interpretations):

- A. Weight per foot, maximum = 23 g/m (.250 oz.)  
 Breaking Load, minimum = 817 kg (1,800 lbs.)  
 Elongation at 115 kg (250 lbs.) tensile load, 2.6% ± 0.4%  
 The gauge length shall be set at 5.5 kg (12 lbs.) tensile load

Optional: Light Towlines for B1, B2, G1, G2, W6 and above only

- Weight per foot, maximum = 23g/m (.250 oz.)  
 Breaking Load, minimum = 454 kg (1,000 lbs.)  
 Elongation at 115 kg (250 lbs.) tensile load, 4.0% ± 0.5%  
 The gauge length shall be set at 5.5 kg (12 lbs.) tensile load

All measurements of tow lines shall be made under 20 kg (44 lbs.) tension for at

least 30 seconds and shall be made between the following points, as applicable:

1. The inside of that portion of the handle closest to the inside of the attaching loop;
2. The inside surface of any attaching loops (loops going to handle/loop going to pylon);

Tow line measurements shall comply with the Tow Lines Dimension Chart in the Appendix.

- B. Splices at the bridle and loop end of the line shall be 15 cm (6") long minimum, and secured with tucks before and/or after the splice, knotted to prevent slippage.
- C. The tow lines must be made in two sections consisting of a single line 21.5 meters long (70' 6.5") and a handle section 1.5 meters long (4'11"). Two-piece lines must be provided by the Tournament Committee, and the 21.5-meter section, which can be attached to the contestant's handle section by looping the lines together, must be made available. In addition, colored multi-section lines may be used if the Technical Committee has specifically approved their design and type.
- D. The handle or handle assembly shall be made of 2.5 cm - 2.8 cm (1" to 1.25") outside diameter material with no sharp edges or projections. The attaching ropes must in all cases go completely through the handle twice and must be attached so there is no possibility of movement between the rope and handle when in use. The recommended minimum certified "permanent set load" of the handle, as measured with a six-inch straight edge across the handle, shall not exceed .039 cm (0.015") at any point along the handle at a load of 408 kg (900 lbs.), applied at any rate greater than or equal to 272 kg (600 lbs.) per minute. The test load shall be applied at two points 9 cm (3.5") apart at the center of the handle with the ends of the handle supported at the rope holes. The two load points shall each have a radius of .635 cm (0.25") and the end support may be any support which shall bear positively at the rope holes. A manufacturer may furnish a handle-bridle combination which may not necessarily have double entry at rope attachment, but such design must be approved by the Technical Committee following assurance of quality control through testing that shows all other requirements, including minimum loads, are complied with. When measuring curved handles a 3.5" (9cm) wide block will be used to equal out the curve. (see appendix for diagram)
- E. For tournament-supplied handle sections, the length shall be 150cm -2.5cm (4'11" - 1") from the inside of handle to inside of loop at a load of 20kg (44lb). The triangular portion of the bridle is 28cm +/- 4cm (11 1/2" +/- 1 1/2"), and the length of the handle is 30cm +/- 6cm (11-13/16" +/- 2-3/8") (see appendix for diagram). The bridle (rope) maximum strain in elasticity is +2.5 cm (1"). Maximum length after skiing is 152.5cm (5'-0").



- F. For skier-supplied handles in the Slalom and Jumping events, the length may be 150 cm + 2.5 cm/-10cm (4'11" +1"/-4") from inside of handle to inside of loop at a load of 20 kg (44lb). No tolerance on the triangular portion of the bridle. It is the skier's responsibility to ensure that the bridle (rope) does not exceed 152.5cm (5-0") from inside of handle to inside of loop after skiing at a load of 20 kg (44 lbs).
- G. A Slalom Switch or other appliance may be used to attach the slalom towline to the pylon. When so used, that appliance shall be considered a part of the boat/pylon, may be from 0.47 to 0.51m in length, and with a recommended length of 0.50m. The measurements of ropes used with such appliances shall be 0.50m shorter than the values shown in this table.
- H. Class E, L and R events pulled with alternating ropes shall use lines of the same model and manufacturer, except for B1, B2, G1, G2, W6, and above when light towlines are available. (Light towlines for L & R are not allowed per the IWWF Rulebook.)

### **8.05 Boat Speeds**

All speeds are "speeds over the bottom"; compensate in all cases where a current exists. The boat path in all events is intended to be a straight line, run at a constant speed. Variation in speed during any pass may not exceed  $\pm .8$  kph (.5 mph), except during the second segment in the jump course when using the optional faster second segment option. In the Slalom and Jumping events, the recorded times through the timing segments must also be within the applicable tolerances. (See Rules 9.06, 9.17, 10.06, 10.17, and 11.06, and the Timing Tolerances Tables.)

### **8.06 A Fall**

A fall in any event is when any one of the following occurs:

- A. The skier loses possession of the tow line (except as noted in Rules 9.11, 10.11 and 11.11); or
- B. The skier does not have at least one ski on one foot; or
- C. The weight of the skier is not primarily supported by his ski or skis, and in addition the skier is unable ultimately to regain skiing position.

If the skier does not lose possession of the tow line, has at least one ski on at all times, and ultimately regains skiing position, there has been no fall.

### **8.07 Skiing Position**

Skiing position is defined as that position in which all of the following exist:

- A. The skier has possession of the tow line; and
- B. The skier is riding forward or backward on the water with a ski or skis on his feet; and
- C. The weight of the skier is supported by his ski or skis and the skier is ultimately able to regain control.

### **8.08 The Wake**

In the application of rules where the wake plays a major role in the decision-making process, "the wake" is to be considered as the area of water disturbed by the passage of the towboat, lying at the rope's length between and inclusive of the outermost waves. The crest of the wave is the nominal boundary of the wake. With some waves there is a curl that identifies the crest, but if the wave is rounded, the crest is determined as the point where the wave takes a downturn to the outside of the wake.

### **8.09 Buoys**

- A. Buoys must have provisions for attaching anchor lines, and must be fastened by means of a tensioning device.
- B. Boat guide buoys may be spherical, cylindrical, or bullet-shaped. Spherical buoys shall be 22 - 28 cm (8.75" to 11") in diameter (23 cm (9") recommended), and fastened so that they have 11 - 17 cm (4.375" to 6.75") of height out of the water (11.5 cm (4.5") recommended). Non-spherical types may have a cross-sectional area of 75 - 450 square cm (12 - 70 square inches); cylindrical buoys may have a diameter of 9.78 - 23cm(3.8 - 9 inches) (recommend 6 - 8 inches); all shall appear vertical, and shall be 15 - 30 cm (6 - 12") exposed above the water.

Boat path alignment gates where required in Slalom, shall consist of cylindrical buoys of a color contrasting to the official course buoys (green recommended) and shall be placed outside the official course at either end, at a distance of 55 meters beyond the entrance gates, and at the 1.15-meter width of the interior boat guide buoys.

- C. Gate buoys shall be generally spherical in shape and 20 - 28 cm (7.8" to 11") in diameter (20 cm (7.8") recommended), and fastened so that they have 10 - 17 cm (3.9" to 6.75") of height out of the water (10 cm (3.9") recommended). They shall be of lightweight, pliable material with a smooth, exposed surface.
- D. ***Skier buoys shall be generally spherical in shape and 20 - 28 cm (7.8" to 11") in diameter (20 cm [7.8"] recommended), and fastened so that they have 8 - 17 cm (3.15" to 6.75") of height out of the water (8.5 to 9 cm [3.35 to 3.9"] recommended). They shall be of***

***lightweight, pliable material with a smooth, exposed surface. It is recommended that a line or mark be made on the buoy at the 8 cm limit so that it can be easily determined that the buoy height is in tolerance.***

- E. End gates and Skier Buoys in the slalom course shall be provided with an elastic device or equivalent (non-compressed buoy/ counter-weight system, recommend minimum length 16" for elastic). This will allow the Gate buoys to rise and fall under tension with the passage of the wakes and allow the skier buoys to move if a skier hits a buoy.
- F. For colors and placements of buoys see Rules 9.16.D, 10.16.A and the diagrams in the Appendix.

### **8.10 Speed Control**

- A. All tournaments Class C and above are required to use speed control.
- B. The principal job of the speed control is to provide independence from the manual operator and to give speeds as close as possible to the ideal times.
- C. The boat judge and driver shall jointly agree on the setting of the speed control and the allowed adjustments, with the goal of having the device produce ideal times for each pass. If agreement cannot be reached the Chief Judge, or his designee, shall make the decision.
- D. A table showing the allowed ranges for all adjustable speed control parameters, and the circumstances under which each of these may be changed, and by whom, is provided in the Appendix.
- E. If the speed control unit becomes inoperable and cannot be quickly repaired, and a replacement boat or unit is not available, the tournament shall be continued with manual driving with no other effect.
- F. When the speed control cuts out or fails to operate properly or there is otherwise a deviation from normal operation (i.e., a malfunction), the skier is entitled to a reride for failure of tournament-supplied equipment (See 7.01, 9.10 and 10.10B4). If the time is out of tolerance due to a malfunction of tournament supplied equipment the skier may accept the highest score with a good time or receive an optional reride with a protected score equal to the highest score with a good time (See rule 10.10B4). If the skier supplies his own 80# jump switch, then the skier shall accept responsibility for any malfunction of the switch, including malfunctions that produce an out of tolerance time. When a malfunction results in a fast time and the skier is at maximum speed, the jump shall be scored as a pass. When a malfunction results in either a slow time or a fast time and the skier is below maximum speed, the skier shall accept the distance as his score, with no option of a reride.

- G. Tournaments are only allowed to use speed control devices tested in conjunction with the towboats approved for use by the Towboat Committee. Approved towboats, including equipment as tested, are listed on the USA-WSWS website under the Towboat section.
- H. Software changes are permitted as approved by the Towboat Committee at any time during the season, except that no changes that affect skier pull will be permitted between July 1 and the conclusion of that year's National Tournament.

## **RULE 9 - JUMPING**

### **9.01 General**

Each contestant shall be allowed three passes through the jump course. Any contestant who fails to be on immediate hand and in condition to ski when the boat is ready for the contestant shall not be allowed to ski in that round of the event. However, the Chief Judge or his designee, may grant up to three additional minutes for emergencies developing or discovered just prior to the contestant's turn to ski (e.g., ripped binding).

### **9.02 Jump Course**

The jump course begins with the 180-meter cut-out buoy and ends with the 100-meter end-course buoys as shown in the Official Jump Course Diagram in the Appendix. Buoy specifications are presented in Rule 8.09. No obstructions or marker buoys (used for video distance measurement or spectator reference buoys) shall be within 8m from the ramp centerline for safety purposes so that they will not interfere with the skier while landing.

### **9.03 Pass or Jump**

- A. A pass or jump shall be registered when a skier, in skiing position, passes the 180-meter buoy marking the beginning of the jump course (see Official Jump Course Diagram in Appendix), except when, in the opinion of the boat driver or boat judge, there is a hazard because of rough water, interference of another boat or other reasons. In this case the boat driver or boat judge shall hold up his hand and slow the boat a perceptible amount before the boat passes the ramp.
- B. A pass shall also be registered if a skier falls within or outside the course, or if the reason for a handle throw is not acceptable to the judges (Rule 9.11).
- C. A jump shall be scored when a skier passes over the ramp, lands, and skis away with a tight line in skiing position without falling. If a skier falls as a result of a jump, he loses that jump. If he shall purposely touch any part of the tow line other than the handle while in the air, he shall receive no score for that jump.

- D. A pass is defined as the movement of the boat by and parallel to the ramp, regardless of what the skier does. A balk occurs when the skier refuses the ramp by either skiing to the left of the ramp and releasing the handle or by following the boat past the ramp while holding on to the rope. A skier shall receive no further jumps in a round if, after leaving the boat's wake on a definite cut to the ramp, the skier elects to pass between the boat course and the ramp, whether or not he retains the tow line. A judgment decision is required by a majority of the Event judges as to whether the cut is "definite".
- E. The outcome of each attempt shall be communicated to the skier, including the distance and any reride possibilities, before the boat proceeds to any subsequent attempt by the same skier.

#### **9.04 Falls**

- A. Definition: See Rules 8.06 and 8.07.
- B. A fall within or outside the jump course shall be registered as a pass.
- C. In the event of a fall, if the skier is not on his skis within three minutes from the time the towboat returns to pick him up, he shall receive no further jumps.
- D. If damaged equipment is involved, see Rule 9.15.

#### **9.05 Boat Selection**

See Rules 8.02.D, 8.02.E, and 8.02.F.

#### **9.06 Boat Speed**

The boat speed for each attempt shall be chosen by the skier from those listed in the table in the Appendix, up to the maximums listed below. Skiers may choose to go slower than the speeds listed in the Appendix, in which case the times will not be required. In addition, the skier shall be given a choice of having the speed control deliver a faster speed throughout the 41m segment, or having the speed control return to the baseline (RTB) speed for the 41m segment. The speed control shall be engaged before the 180m (590 foot) buoy.

- A. Open Men, Masters Men, Men 1, 2, 3: 57 kph /35.4 mph
- B. Open Women, Women 1, 2, Men 4: 54 kph/ 33.6 mph
- C. Masters Women, Women 3, 4; Men 5, 6, 7, 8; Boys 3\*; Girls 3\*: 51 kph/31.7 mph (**after 2019 Nationals Boys 4 and Girls 4\***)
- D. Women 5, 6, Men 9, 10, 11: 48 kph/29.8 mph (**after 2019 Nationals Boys 3\***)

- E. Women 7, 8, 9, 10, 11; Boys 2; Girls 2: 45 kph/28.0 mph (**after 2019 Nationals Boys 2, Girls 2 & 3\***)

**\*Note revision of age divisions for Boys and Girls after 2019 Nationals.**

### **9.07 Boat Path**

The jumper shall tell the boat driver at what off-set distance to pass the ramp. The boat shall follow a straight path parallel to the course through the EC buoys. The driver shall not deviate the boat path in an attempt to aid the skier's landing and rideout of the jump.

### **9.08 Officials**

- A. Boat Judge: A judge shall ride in the boat to check speeds, observe the boat path and alone determine if the skier lands and skis away in skiing position without falling. He shall be authorized to grant rerides for deviations there from, as governed by Rules 9.03, 9.06 and 9.07.
- B. Event Judges: The Chief Judge may appoint two event judges in addition to the judge in the boat.
- C. Boat Timers: When speed control is not being used, a boat timer shall ride in the boat to check speeds with a stop watch (see Rule 9.09), and a backup timer is also required. Automatic timing devices may be substituted for the boat timers.
- D. Boat Crew: There shall be two or three people in the boat.
- E. Masterboard Operator: Rated judges shall be assigned as masterboard operators where possible. When not possible, a non-rated, competent person may be used.

For the video system, there shall be two designated officials operating the system who shall jointly agree on the marking of the impact point. If these two officials disagree, the Chief Judge (or his designee) will resolve the disagreement.

- F. Meter Readers: Rated judges shall be assigned as meter readers where possible. When not possible, a non-rated, competent person may be used.

### **9.09 Timing**

- A. General: The boat speed shall be validated by timing on each pass from the speed control system (see 8.10.G). The timing shall be in two segments – 82 meters and 41 meters. The 82m segment shall be from the timing course start buoy 72 meters (236' 1") before the jump to the intermediate timing course buoy 10 meters (32' 10") past the jump. The 41m segment shall be from the 10-meter buoy to the timing course end buoy 51 meters (167' 3")

past the jump. Timing will be required to be recorded in three segments of 52m, 82m, and 41m, however the 82m and 41m segment times will be controlling. Acceptable timing methods may be magnetic point to point or calculated virtual timing provided such methods and timing components of the speed control system are tested and approved. It is not necessary to time the jump pass if the skier falls in the course before the boat enters the timing course. In the case where a skier refuses the ramp or falls on the approach to the ramp, the maximum tolerance allowable shall be increased by .05 seconds and only the 82m segment timing is required. This may be done by either subtracting .05 seconds from the maximum speed tolerance or by adding .05 seconds to the time recorded.

- B. Tolerances: Tolerances shall be in accordance with Rule 9.17.
- C. If the boat path is between the jump ramp and the 15-meter buoys, timing is not required, but is recommended if practical.
- D. Speed Control: If the boat officials feel that a significant change must be made in settings for the jump event to obtain the proper speed, they will notify the skier of the change when it is made, before his next jump.

### **9.10 Rerides**

- A. Unfair Conditions: See Rules 7.01, 7.02 and 7.03.
- B. Time Out of Tolerance: See summary tables in Rule 9.09.E & 9.09.F.
  - 1. Balk (Pass) -- immediate optional reride awarded if 82m segment time is out of tolerance (either fast or slow): 41m segment time does not apply.
  - 2. Fall -- immediate optional reride awarded if EITHER 82m OR 41m segment time is out of tolerance (either fast or slow)
  - 3. If the time for either segment is missed, a reride shall be mandatory.
  - 4. On a successful jump, when the skier has selected a speed below the maximum allowable for his division, follow the appropriate action as directed by the table below.

**Boat Times and Reride Situations**  
(Skier below Division Maximum Speed)

<b>Segment</b>		<b>Action</b>
<b>82m</b>	<b>41m</b>	
Any	Fast	<p>If time exceeds the fast tolerance for the division maximum speed <u>AND</u> the jump is:</p> <p>A. the best distance in set: Mandatory reride at the end of the set, and may not improve score.</p> <p>B. <u>NOT</u> the best distance in set: No reride, and the jump is not scored due to longer jump in same set.</p> <p>If time does <u>NOT</u> exceed the fast tolerance for the division maximum speed: No reride, and score counts.</p>
OK	Any	None
Fast	Any	<p>If time exceeds the fast tolerance for the division maximum speed: Mandatory reride, and the score is not protected.</p> <p>If time does <u>NOT</u> exceed the fast tolerance for the division maximum speed: Optional reride, and the score is protected.</p>
Slow	Any	Optional reride, with protected score.

- On a successful jump, when the skier has selected the maximum speed allowable for his division follow the appropriate action as directed by the table below.



**Boat Times and Reride Situations**  
(Skier at Division Maximum Speed)

<b>Segment</b>		<b>Action</b>
<b>82m</b>	<b>41m</b>	
OK	OK	None
OK	Fast	If best distance in set: Mandatory reride at the end of the set, and may not improve score. If <u>NOT</u> best distance in set: No reride, and the jump is not scored due to longer jump in same set.
OK	Slow	Optional reride, and score is protected. Use RTB slow column if applicable (See 9.17).
Slow	OK	Optional reride, and score is protected.
Slow	Fast	
Slow	Slow	Optional reride, and score is protected. Use RTB slow column if applicable (See 9.17).
Fast	Any	If best distance in set: Mandatory reride at the end of the set, and may not improve score. If <u>NOT</u> best distance in set: No reride, and the jump is not scored due to longer jump in same set.

- C. Distance Measurement Out of Tolerance: See Rule 9.12.E.
- D. Procedure: If a reride is granted, it shall be taken at the same speed as that requested for the affected jump. If there are more than two rerides, the skier shall have the option of requesting a five-minute rest before continuing. Also see Rule 7.02.
- E. Multiple rerides for distance measurement out of tolerance (see Rule 9.12.E) are to be resolved sequentially in the order in which they occurred.
- F. Once a skier has taken a definite cut toward the ramp, he automatically waives any reride request regarding any conditions encountered prior to the start of the timing course.
- G. When weather, tournament-supplied equipment, or some other reason not the fault of the skier causes a delay of more than ten minutes between jumps, the skier shall have the option of requesting an unscored jump to be taken before the remaining jump(s). However, the Chief Judge, with the approval of the majority of the Appointed Judges, may deny this option if there is reason to believe that further delays will preclude finishing the tournament in a timely manner or otherwise work to the disadvantage of the remaining skiers.

**9.11 Handle Throws**

A contestant may refuse to enter the official jump course on any pass by throwing the handle in the air before the 180-meter (590') course entry buoy. He shall not be penalized for so doing, provided the refusal was for a reason acceptable to a majority of the Event Judges. The skier must be ready to ski immediately upon the boat's return. Should the skier not be ready or should the reason for the handle throw not be acceptable, one pass shall be deemed as taken. (See Rule 9.15 regarding damaged equipment.)

## **9.12 Distance Measurement**

- A. General: Jump distances shall be derived using sightings taken from a system of Johnson-type meter stations, which shall be set up according to guidelines described in the Technical Handbook. Distances shall be measured from a point at the water line directly below the center of the top edge of the jump ramp, to the point where the heels of the skier reach their maximum depression in the water (this point is usually indicated by a plume or spout of water which rises after the skier's landing).

Alternatively, if video jump distance measurement is used, the distance shall be measured to the skier's impact point in the water, closest to the ramp (first point of impact) and then an adjustment offset of 2.1 meters shall be added. If video jump measurement is used, video backup methods (video taping) may be used, or a standard meter system may be used as backup. The calculated distance shall not be displayed until the impact point is decided upon.

The approximate distance ( $\pm$  two feet) shall be communicated to the skier after each scoring jump, before the boat approaches the course for a subsequent jump by that same skier.

- B. Rounding: All distances shall be calculated to the nearest whole foot. Partial distances of one-half foot or more will be rounded up to the next higher whole foot, while partial distances of less than one-half foot will be dropped. For Record Capability tournaments, metric distances shall be calculated as well, and in similar fashion rounded to the nearest whole tenth of a meter.
- C. Three Meter System:
- (1) Three meter sighting stations of two meters each or video jump shall be used at all tournaments Class C or higher. At Class C tournaments or below, only one meter at any station may be used at the option of the Chief Judge. Where only one meter is used at a station, the single sighting value from that meter shall be used wherever the average value is called for below.
  - (2) The point of the landing is defined as the center of the inscribed circle which is tangent to all three sides of the triangle formed by the three average sightings from the meter stations. The distance is calculated from that landing point back to the ramp. The size of the triangle is

defined as the diameter of that inscribed circle.

- (3) If the top and bottom sightings from any single meter station are more than 0.6 meter (2') apart at the point of landing, then the average value and the single sighting with the smaller value will each be tried in turn, and whichever of these produces the smaller triangle will be used to derive the official distance.
- (4) If the official resolution of a particular set of sightings according to the above rules produces a wide triangle, and that set of sightings included a spread in excess of the 0.6 meter test limit at only one of the meter stations, which yielded a smaller triangle size by using the average rather than the shorter reading alone, then the longer reading from that station may be tried alone and used as official if it eliminates the wide triangle.
- (5) At Class C tournaments or below, a jump which produces an official triangle greater than 0.9 meter (3') shall be classified as a wide triangle. For Record Capability tournaments, a jump which produces an official triangle greater than 0.6 meter (2') shall be classified as a wide triangle. A jump classified as a wide triangle under either of these definitions shall be treated according to the provisions of Rule 9.12.E below, with the short vertex and long vertex distances defined as the distances to those vertices of the triangle which are closest and furthest from the ramp, respectively.

D. Two Meter System: In Class F (Grass Roots) tournaments where two meter stations of two meters each are being used, the landing point is defined as the intersection of the average sightings from those two stations. If one (or both) pair(s) of sightings is more than 0.6 meter (2') apart at the point of landing, the intersections using each of the individual readings from that station (or stations) will be examined separately. If the difference between the distances from the closest and furthest intersections back to the ramp is greater than 1.2 meters (4'), then that jump shall be classified as a wide triangle and treated according to the provisions of Rule 9.12.E below, using the distances from the ramp to those closest and furthest intersections as the short vertex and long vertex, respectively.

E. Wide Triangles: At the time it occurs, a jump which is classified as a wide triangle will tentatively be scored as the distance to the short vertex, and the skier will continue. If, after completing all three attempts in a set, a skier has had one or more jumps classified as a Wide Triangle, each of these shall then be resolved, in the order in which they occurred, according to the following provisions:

1. If the long vertex is less than or equal to the official distance of another of his jumps (or to the short vertex of another wide triangle jump), then the short vertex of that jump will be recorded as official, and the skier will have no options on that jump.

2. If the long vertex is longer than the longest official distance (or longest short vertex of another wide triangle jump), then the skier will have the option to either accept the short vertex as the official distance, or to take the jump again. If the skier elects to take the jump over, the result of that reride will be official, except that it may not be scored to a distance greater than the long vertex nor less than the short vertex of the original wide triangle jump.
3. In the event of a subsequent tie, where the short vertex of a jump which was originally classified as a wide triangle becomes an issue in determining placements, the competitor(s) affected shall then have the option of accepting that short vertex or of taking a reride. If the reride is taken, the outcome shall be official, although it may not be scored to a distance greater than the long vertex nor less than the short vertex of the original wide triangle jump.

F. Video Systems: Video-based jump distance measurement systems interface video and computer technologies, and permit a frozen video image of a skier's landing to be portrayed on a computer screen, and measured through translation from the pixel-based coordinates on that screen, back to coordinates on the water surface. The field of view displayed must include sufficient visual reference markers on the water surface, whose absolute locations relative to the jump ramp are known. When video jump measurement is used, a check buoy must be placed near the center of each box, in approximate line with either the near or far horizontal side of the box (from the camera), and its exact location as measured by survey (or other means as appropriate for Class C and below tournaments) and by the video jump system must be recorded on the TC Report (or Chief Judges Report). The check buoy for each box shall be independent of the four required reference buoys for that box. For Record Capability purposes, all reference markers must be included in the survey of the jump site.

The distance shall be measured to the skier's impact in the water, closest to the ramp (earliest point of ski contact), and then an adjustment offset of 2.1 meters shall be added from that point, to maintain comparability to meter-based measurement systems where operators sight to the plume. Where such a measurement system is used, videotape backup is recommended, or a manual meter system may also be used as backup.

Such video measurement systems must be configured in a fashion so that the maximum differential in jump distances which would result from one-pixel movements on the video screen, either of any of the required reference point markers or of the landing point marker itself, and in either the horizontal or vertical direction - not exceed the following values at any point in the "operating field of view", which means the central 80% of the screen area. This criterion value depends on the class of the tournament, as follows:

World Record (Class R)	10 cm (4 inches)
------------------------	------------------

Standing List (Class L and E)	15 cm (6 inches)
Local Tournaments (Class C)	20 cm (8 inches)

Any existing video setup can be evaluated against this standard by testing actual movements of the reference markers and landing point markers, and observing the reported changes in the calculated landing location which results from such movements between adjacent pixels. Such manual evaluations need to be systematically conducted throughout the expected operating range of the setup. Alternatively, the Technical Committee has prepared a planning and analysis model (in the form of a spreadsheet template) which may be used to evaluate any proposed Corson Video Jump System site configuration against this standard. The use of this latter tool is required for Record Capability tournaments, and a copy of the printout from that spreadsheet is to be attached to the Technical Controller's Report.

- G. Alternatively, the Technical Committee may approve the use of systems based on other technologies, provided that proper verification and proof is given to the Technical Committee at least 60 days before the date of the proposed official use.

### **9.13 Scoring**

- A. Each contestant's longest single jump distance, in feet as determined according to Rule 9.12, shall become his official score for the event. Where a computer is being used that calculates metric distances (see Rule 9.12.B), the metric distance of the longest single jump shall also be reported.
- B. Scoring Ties: In the case where two or more skiers have the same official score, the skier with the longest metric distance (if available) shall be declared the winner. In the event a tie exists, it shall be run off as provided under Rule 9.14.

### **9.14 Ties**

- A. If a tie results, it shall be run off, with a new drawing for order. Each tied contestant shall be allowed two passes through the course, with both jumps being scored. Repeated ties shall be run off in the same manner until broken.
- B. Ties shall be run off in the first five places at Regionals and Nationals, and the first three places in all other tournaments.
- C. A two-way tie for second place would eliminate third place, while a three-way tie for second place would eliminate third and fourth places, etc.
- D. Ties in multi-round tournaments shall be determined as follows: Longest single jump; if a tie still exists, the next longest jump; etc

### **9.15 Damaged Equipment**

If a skier notices that his equipment is damaged after a handle throw, a pass or a jump, the event judges may grant him, upon immediate request, three minutes to repair or change the damaged equipment. The three-minute period should start upon the request being granted by the judges. If the skier is not ready to ski at the end of the three-minute period, he shall not be allowed to continue in that round.

### 9.16 Jumping Equipment and Definitions

- A. Jump Meters: Meter stations shall be equipped with AWSA-approved protractors and sighting arms. Sightings from each meter shall be taken to the sighting mark on the ramp (Rule 9.16.C.9) and to the 15ET buoy. The upper and lower meters at each station must not differ on either of these sightings by more than 0.1 degree for Record Capability tournaments, or not more than 0.2 degree at Class C tournaments. For both sightings, the average of the readings at each station shall be taken, and must produce a triangle size on both these points (as per Rule 9.12.C.2) no greater than 15 cm (6") for Record Capability tournaments, or no greater than 23 cm (9") for Class C tournaments.
- B. Distance Derivation Devices: Distances shall be derived either by a computing device, or on a scale model manual plotting board which has been set up and verified according to guidelines described in the AWSA Technical Handbook. For Record Capability tournaments, a computing device must be used as the primary method. Where a computing device is used, either the manual plotting board or an independently-powered computing device shall be provided as a backup measuring device, and should it become necessary to use that backup device, the distances it produces shall be official. Any such computing devices shall be checked by the Chief Judge or his designate, and must be shown to produce the listed results for all the test cases that appear in the Computer Benchmark section of the Appendix.
- C. The Jump Ramp: The jump ramp shall be an inclined plane with mounted aprons set at an angle in relation to the ramp. The ramp shall meet the following specifications:
1. Width: 3.7 meters (12') to 4.3 meters (14' 1.25") at all points. 4.3 meters is the preferred width.
  2. Length Out of Water: 6.4 meters (21') to 6.8 meters (22' 3.75") at all points **for 24ft length jump; or 6.4 meters (21') to 7.1 meters (23'-3 1/2") at all points for 25 ft or longer length jump. The length under water minimum is 50 cm (1'-7 3/4").**
  3. Length Under Water: 50 cm (20") minimum.
  4. The following ratios of ramp height at take-off edge to ramp length out of water shall apply: Masters Men, Open Women, Men 1, 2 and 3, jumpers will have the option of choosing either the .255 or .235 ramp; Boys 3\*

shall use the .235 ramp unless they can show a certified result of a jump of 38 m (125 feet) on the .235 ramp, in which case they may opt to jump on a .255 ramp; Open Men will have the option of choosing either the **.266**, **.255** *or* **.235** ramp; and all other divisions will be set at .235. At the option of the sponsoring club, any division may jump at a ramp ratio of less than .235. **\*(after 2019 Nationals Boys 3 renamed Boys 4)**

***For all Class (C/E/L/R) ratios are as follows:***

***0.266 is +/-0.005 with maximum height of 1.860m (6'-1 1/4").***

***0.255 is +0.003 /-0.005 with a maximum height of 1.785m (5'-10 1/4")***

***0.235 is +0.003 /-0.005 with a maximum height of 1.645m (5'-4 3/4")***

5. Surface: The surface must be a flat plane. A ramp designed in any method to be other than flat (wedge, kick, bow, etc.) is illegal and NOT allowed. The maximum concave deviation tolerance from the plane is as follows:

- a. Class C tolerance of the plane deviation is a maximum of 5cm (2").  
Class F tolerance may be greater, but NOT recommended.
- b. Class E, L, R: The tolerance of the plane deviation is maximum 2.0 cm (3/4") as a concave deviation.

1. The maximum deviation, if larger than 1.0cm, must occur in the center of the out of water surface +/- 50 cm (1'-7 11/16"). The location of the maximum deviation will be measured from the top edge. Example: If the jump surface out of the water is 6.8m (22'-3 3/4"), then the maximum measured deviation must be between 2.9m and 3.9m (9'-6 3/16" to 12'-9/16") from the top of the jump.
2. No overall convex deviation is allowed. Minor convex at bottom where the hinge is against the surface may occur or where there is a main support. The intent is that the ramp does not have a general upward bow (convex) from bottom to top.

The tolerance is only permitted when the ramp deviates from perfectly flat due to ageing, stress or imperfections in the building materials. Such deviations should be rectified if at all possible.

- c. The deviation from perfectly flat will be verified by two measurements:
- Place a taut string from the lower right corner (jump course side) of the surface to the upper left corner of the surface and measure the maximum distance between the ramp surface and the string.
  - Place a taut string from the bottom center of the surface to the top center of the surface and measure the maximum distance between the ramp surface and the string. A good practical method is to use a block of the same thickness under each end of the string so that both concave and convex measurements can be recorded by subtracting the

block thickness from the measurement.

6. Aprons: Aprons shall extend the full length of the ramp and shall be at least 20 cm (8") under water when the ramp is raised to its full height. A left-sided apron is not required. The recommended apron angle is 30 degrees from vertical.

For the first 1/3 of the apron at and below the water, the curtain may be approximately 60 degrees from vertical. It shall be radiused and blended to the surface to prevent skis from catching.

7. Ramp Markings: 6.4-meter and 6.8-meter (21' and 22'-3 3/4") length markings, clearly identified, shall be placed on the aprons and/or ramp surface so that they are readily visible. Extra marks, if identified, are allowed and desirable.

**A 7.10 meter (23"-3 1/2") mark shall be added or extended if the jump is 25' or longer and still keep other required parameters, e.g. length under water of 50 cm.**

8. Color Specifications: The ramp aprons and ramp surface shall be of different colors, both of which shall be different from the water surface. The ramp surface is recommended to be one solid red-orange color without borders or decorations. An X may be allowed in the top left corner of the ramp, with the maximum allowable size of the X approximately 2'x2'. The X must be next to the top and left edges of the surface of the ramp.

9. Vertical Line: A 1 - 3 cm (0.25" - 1") wide vertical line of contrasting color shall be plainly marked or painted at the center of and just below the take-off edge for meter sighting purposes. This vertical line may extend over onto the jump surface not more than 8 cm (3") to facilitate locating the centerline during surveys. The jump ramp must be securely anchored in place such that the center take-off edge will not vary more than the sighted width of the crosshair on all meters after coming to static rest. "Static rest" is the position assumed by the ramp in ambient water not affected by boat wakes, skier's wakes, or backwash.

D. Buoys: Colors of buoys shall be in accordance with the Official Jump Course Diagram in the Appendix. For specifications see Rule 8.09. The 15MT buoy may be sunk below the level otherwise specified for boat guide buoys, although it must still be clearly visible.

E. Tow Lines: Tow lines used in the Jumping event must conform to Rule 8.04 and the Tow Lines Dimensions Chart in the Appendix. Tow line recoil tubes may be used at any and all tournaments at the discretion of the Chief Judge.

F. Skier Furnished Jump Handle: The contestant may furnish his own handle, for



which he is entirely responsible, with an attaching loop to attach to the tournament line, and which must comply with the handle section dimensions in the Appendix. The contestant's handle may be of any material. It is the skier's responsibility that the handle is in tolerance after skiing.

- G. Skier Furnished Jump Towline and Handle: The contestant may furnish his own jump towline and handle, for which he is entirely responsible. The contestant's towline and handle may be of any material which must comply with the dimensions for total length in the Appendix (23m +/- 30cm).

### **9.17 Tolerances**

The accuracy of all speeds shall be determined by the tables which appear in the Appendix. The measured times through the 81 meter and 41 meter segments of the timing course must fall within the tolerances listed in the appropriate column of this table, as specified in 9.10.B. If the skier chooses the faster option and then does not engage the jump switch at the base of the ramp and in the opinion of the boat judge did not cut aggressively enough to do so, or if the skier chooses the return to baseline option, then the "RTB" 41m segment slow time tolerances shown in the table shall apply.

- A. Class C & F Tournaments: The Standard Tolerance Chart in the Appendix shall be used.
- B. Record Capability Tournaments: The Record Tolerance Chart in the Appendix shall be used for all skiers and all speeds at class E, L, or R tournaments.

## **RULE 10 - SLALOM**

### **10.01 General**

- A. The contestant shall follow the towboat through the entrance gate of the slalom course, pass around the outside of any or all six buoys and proceed through the far end gate which constitutes a complete pass. If the contestant has not missed any buoys or gates, the boat shall turn and enter the course from the opposite end. The skier shall continue in this manner until he falls or misses a buoy or gate.
- B. The boat shall be stopped at the end of each pass, unless the skier requests at the starting dock to continue at his own risk.
- C. Any contestant who fails to be on immediate hand and in condition to ski when the boat is ready for the contestant shall not be allowed to ski in that round of the event. However, the Chief Judge or his designee, may grant up to three additional minutes for emergencies developing or discovered just prior to the contestant's turn to ski (e.g., ripped binding).

- D. At the discretion of the Regional Executive Vice President, all slalom passes in Class C and below tournaments may be run in the same direction if the site is not suitable for running them in opposite directions.
- E. At the recommendation of the LOC, the Chief Judge in conjunction with the Chief Driver will determine the end course "Wait Times" (sit down times). The chief officials may adjust these "Wait Times" at any time, between divisions or rounds, for considerations such as time or conditions.

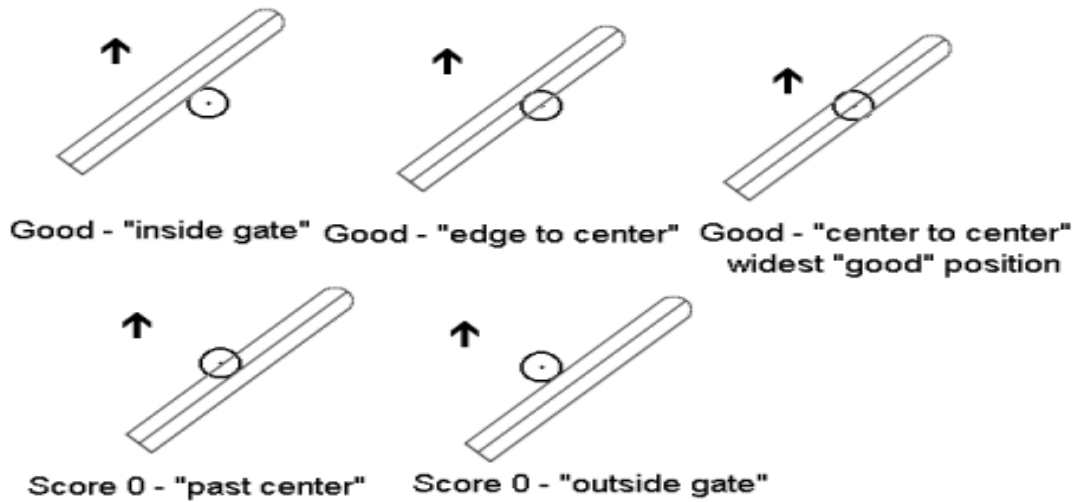
## **10.02 Slalom Course**

- A. The dimensions of the official slalom course are shown in the Appendix. The specifications for the buoys in the course are in 10.16.A.
- B. Slalom may be run on an extended or overlapping course setup, which provides two complete slalom courses that share some gates in common, provided that each such complete course is otherwise in tolerance according to the Official Slalom Course Diagram in the Appendix.
  - 1. In such a layout, it is recommended that the orange entrance gate buoys be used to mark the true entrances, which are inset from each end.
  - 2. The outermost skier gates (which are used as the exit gates only) should be of a contrasting color to avoid confusion when re-entering the course.
  - 3. Where such a layout is to be used, the details shall be clearly pointed out to all competitors.

## **10.03 A Miss**

- A. It is a miss to ride inside a turn buoy or outside the entrance or exit gate, or to ride over, straddle, or jump a turn buoy, but there is no penalty for grazing a turn or gate buoy with the ski or part of the body.
- B. Riding over shall be defined as hitting a turn or gate buoy with the ski so as to move it significantly from its position or temporarily sink it. Hitting a turn or exit gate buoy less severely shall be considered as grazing. A skier shall be judged as missing the entry or exit gate when the center of the ski passes to the outside of the center of the gate buoy as shown in the diagram below.
- C. In a Class C or below tournament a skier who misses their entry gate on their first pass, but goes on to complete the remainder of the pass, may continue to the next pass or accept a score of zero. If the skier completes the next sequential pass (or opt-up pass), then he shall receive credit for both passes and be allowed to continue. However, if the second pass is not fully complete, then the score shall be zero.

### Gate Judgement - Right Hand Gate Buoy



#### 10.04 A Fall

- A. Definition: See Rule 8.06.
- B. A fall inside or outside the course concludes the run at that point.
- C. The stopping of the boat in slalom at the end of the course will not be scored as a fall.
- D. At the LOC's option, based on site configurations, the skier may release the handle to stop at a specified drop location after a completed pass.

#### 10.05 Boat Selection

See Rules 8.02.D, 8.02.E, and 8.02.F.

#### 10.06 Boat Speeds and Line Lengths

(May be used for all Classes but certain scoring options do not follow with IWWF scoring, i.e., a skier will need to make a complete pass at maximum speed before the pass will count on the IWWF ranking list).

- A. The minimum starting speed for all divisions shall be 25 kph (15.5 mph).
  - 1. At the option of the LOC, a skier may start below the minimum speed in Class F only and the pass(es) shall not be scored at or above zero until they have reached the official minimum starting speed. (Also see Rule 3.06).
  - 2. Also, at the option of the LOC as stated in its tournament announcement, or by majority vote of the Appointed Judges, the number of passes may be limited to a specific number but not less than four.

B. The maximum allowed boat speeds shall be as follows:

1. A skier may elect to start at a speed higher than his division maximum speed, up to his respective Open Division maximum speed, and may not return to his division maximum speed on subsequent passes. Any passes skied at that higher speed shall receive credit for buoys as though they were being run at his division maximum speed.
2. In Class C tournaments, the skier may opt to ski at higher maximum speeds, up to 58kph (36mph) for male divisions and 55kph (34.2) for female divisions, excluding juniors, at their discretion. In this case, the skier shall receive credit for the buoys run at the higher speed.

<b>Male Divisions</b>	<b>Maximum Speed</b>	<b>Female Divisions</b>	<b>Maximum Speed</b>
Boys 1	49/(30.4)	Girls 1	49/(30.4)
Boys 2 *	55/(34.2) <b>52/(32.3)</b>	Girls 2	52/(32.3)
Boys 3 *	58/(36.0) <b>55/(34)</b>	Girls 3 *	55/(34.2) <b>52/(32.3)</b>
<b>Boys 4*</b>	<b>58/(36.0)</b>	<b>Girls 4*</b>	<b>55/(34.2)</b>
Men 1	58/(36.0)	Women 1	55/(34.2)
Men 2	58/(36.0)	Women 2	55/(34.2)
Men 3	55/(34.2)	Women 3	55/(34.2)
Men 4	55/(34.2)	Women 4	55/(34.2)
Men 5	55/(34.2)	Women 5	52/(32.3)
Men 6	55/(34.2)	Women 6	52/(32.3)
Men 7	52/(32.3)	Women 7	49/(30.4)
Men 8	52/(32.3)	Women 8	49/(30.4)
Men 9	49/(30.4)	Women 9	46/(28.6)
Men 10	49/(30.4)	Women 10	46/(28.6)
Men 11	46/(28.6)	Women 11	46/(28.6)
Open Men	58/(36.0)	Open Women	55/(34.2)
Masters Men	55/(34.2)	Masters Women	55/(34.2)

***\*All speed and division changes after 2019 Nationals.***

C. A skier may start his run anywhere in the matrix shown in 10.06(g) below, subject only to the maximum speeds for their division as stated in 10.06B. The age division maximum speeds shall be retained for National Records. A skier may elect to start at a speed higher than his division maximum speed, up to his respective Open Division maximum speed, and may not return to his division maximum speed on subsequent passes. Any passes skied at that higher speed

shall receive credit for buoys as though they were being run at his division maximum speed.

D. Upon completing his first pass, the skier will then receive credit for all of the initially skipped speeds and/or line length passes. However, if the first pass is not complete, then it will be scored as though it was run at the minimum speed and maximum line length.

E. After each completed pass, the skier may advance to a higher speed, and/or a shorter line, i.e., pass-to-pass movements in the matrix may only go down, and/or to the right.

F. Opting Up.

1. After completing a pass, a skier may advance two or more intervals either faster and/or shorter.

2. If the skier elects to opt up in this manner then the skier must complete the selected pass to receive credit for the skipped pass(es). If the pass is not completed the skier will receive credit for buoys at what would have been the first immediately sequential skipped speed, or the first immediately sequential skipped line length, if the speed selected is the same.

G. Advancement and Scoring Matrix.

<b>AWSA Zero Based Slalom Scoring Matrix -- Buoys Earned on Completion of Cited Pass</b>													
--	--	--	--	--	--	--	--	--	--	--	--	--	--

Boat Speed		Line Length -- AWSA Feet off Upper, Metric Length Lower											
		Long	-15	-22	-28	-32	-35	-38	-39.5	-41	-43	-44	-45
KPH	MPH	23.00	18.25	16.00	14.25	13.00	12.00	11.25	10.75	10.25	9.75	9.50	9.25
25	15.5	6	12	18	24	30	36	42	48	54	60	66	72
28	17.4	12	18	24	30	36	42	48	54	60	66	72	78
31	19.2	18	24	30	36	42	48	54	60	66	72	78	84
34	21.1	24	30	36	42	48	54	60	66	72	78	84	90
37	23.0	30	36	42	48	54	60	66	72	78	84	90	96
40	24.9	36	42	48	54	60	66	72	78	84	90	96	102
43	26.7	42	48	54	60	66	72	78	84	90	96	102	108
46	28.6	48	54	60	66	72	78	84	90	96	102	108	114
49	30.4	54	60	66	72	78	84	90	96	102	108	114	120
52	32.3	60	66	72	78	84	90	96	102	108	114	120	126
55	34.2	66	72	78	84	90	96	102	108	114	120	126	132
58	36.0	72	78	84	90	96	102	108	114	120	126	132	138

## **10.07 Boat Path**

- A. The boat path is intended to be a straight line along the centerline of the course.
- B. Where end course is available, the towboat pylon shall not deviate by more than 20cm (7.87in) from the course centerline. For instances where end course video is not available, the boat shall follow a straight path as close to the centerline of the course as possible.
- C. Class E tournaments also see Rule 14.04.B on Record forms.

## **10.08 Officials and Judging Area**

- A. Event Judges:
  - 1. Each event judge shall independently determine the credit to be received by the skier in accordance with Rule 10.12, and shall communicate his results to the scorers immediately after each pass.
  - 2. In all Classes of tournaments the event judge must continue scoring a run even though he feels the skier missed a gate.
  - 3. Only one event judge shall ride in the towboat, hereafter referred to as the boat judge.
    - a. The boat judge and scorer shall check the boat time for each pass and identify reride situations in accordance with Rules 10.09 & 10.10.
    - b. There shall be two or three people in the boat.
  - 4. There shall be two or four event judges on towers, hereafter referred to as tower judges.
- B. Auxiliary Personnel:
  - 1. Boat Timer: In the event of a speed control malfunction, a boat timer shall ride in the boat to check speeds with a stop watch (see Rule 10.09), and a backup timer is also required.
  - 2. Video Operator: Based upon tournament classification and judging tower configuration, a video operator may ride in the boat to record passes that will aid event judges in their decisions.
  - 3. Video Review Judge: When a video operator is in the boat, a video review judge shall be used. See 10.08.E.2 for specific responsibilities.
- C. Tower Judging Area:

## 1. General:

- a. For Class L & R, reference the IWWF Rule for tower judge configuration (Class R requires gate and boat video under all configurations). If tower judges cannot be located as described below in configurations D1,2,&3, a rule exception is required per IWWF. Class L & R meets or exceeds the requirement for Class E. Reference 14.04B for Boat Video requirement for Elite Division Record Application.
- b. For Class E and below, reference Rule 10.08.D for number of tower judges required based on tower placement and use of video equipment.
  - i. A judge's tower is defined as an elevated observation point, with a floor at least 3m above the surface of the water that provides an unobstructed view of the slalom course.
  - ii. If the tower is located more than 100 feet back from the course centerline, it is recommended that it be elevated approximately ten percent (10%) above the surface of the water (one foot in height for each ten feet back from the course centerline).
- c. For US National Tournament, the use of a recorded gate view, as described in 10.08.C.2, shall be mandatory regardless of tower placement/configuration or if using three or five judges.
- d. For Class C tournaments and below, at the option of the Chief Judge, three event judges (two towers and one boat) rather than five may be used to score slalom and video gate cameras are not required.
- e. For Class C tournaments and below, if no slalom judging tower is used, the judges shall be stationed with the best possible view of the course.
- f. In Class F (Grass Roots) tournaments, the number of judges shall be at the option of the Chief Judge. Slalom may be judged by the boat judge alone.

## 2. Gate Camera specifications:

- a. The camera shall be placed along a line extending at a 44-degree angle ( $\pm 3$ ) from the center of the entrance gate at that end of the course with an unobstructed view of the entrance gates. The height shall be at least ten feet (3 m) above the surface of the water.
- b. If a camera is located more than 100 feet back from the course

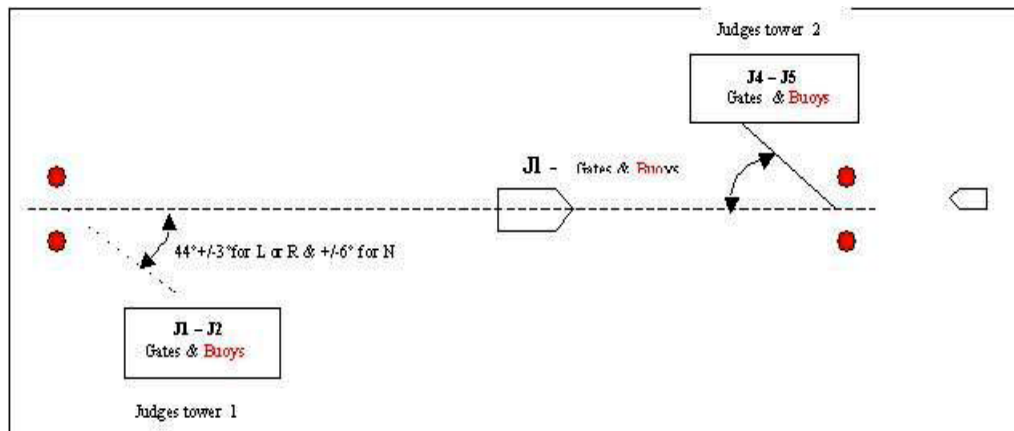
centerline, it is recommended that it be elevated approximately ten percent (10%) above the water (one foot in height for each ten feet back from the course centerline).

- c. The camera shall be adjusted to show both buoys in clear focus, and equipped with sufficient power to display the gate at least 1/6th of the full width of the screen (1/3 width or larger is recommended).
- d. The camera feed shall be transmitted to the applicable judges for calling gates and be displayed on a monitor. It is recommended that the view be recorded.
- e. In Class C tournaments and below, if no slalom towers are used, the judges shall be stationed with the best possible view of the course. Gate cameras are not required for Class C and below.

#### D. Tower Placement & Configurations:

##### 1. Configuration 1:

- a. Two judging towers on opposite sides of the course and placed along a line extending at a 44-degree angle ( $\pm 3$ ) from the center of the entrance gate at that end of the course.

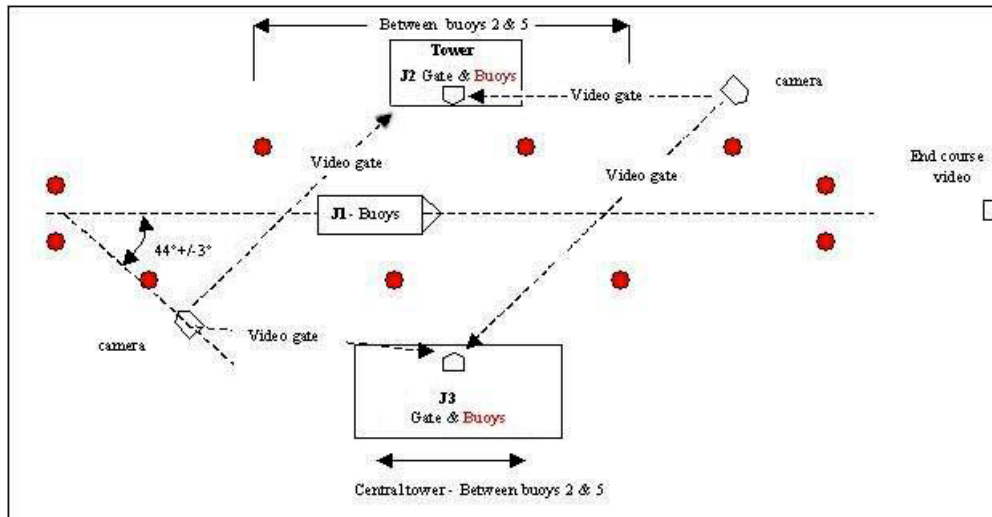


- b. This configuration requires four tower judges.
- c. If one of the judging towers cannot be placed at the 44-degree, a gate camera may be mounted at the proper angle/height and transmitted to the applicable two judges for calling gates as determined by the Chief Judge.
- d. The entrance and exit gates shall be judged by the boat judge and the two judges with the best view of each gate.



## 2. Configuration 2:

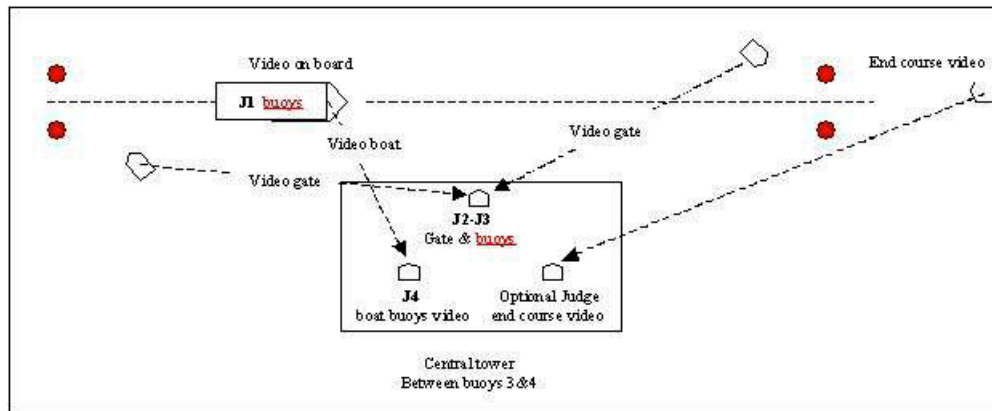
- a. Two judging towers on opposite sides of the course and placed between turn buoys #2 and #5, with gate camera mounted at the proper angle/height and transmitted to the applicable two judges for calling gates.



- b. This configuration requires two tower judges.
- c. Each judge shall independently call the entrance gate by observing the monitor. If one or both judges did not observe the entrance gate, or the two judges should disagree, then the video would be replayed at normal speed, slow motion, or frame-by-frame to make the call. A decision must be made on the gate after no more than two video reviews by the judges. (If video replay is not available, the boat judge shall call the gates.)
- d. The Appointed Judges shall determine the time at which the video review will take place and if the video review is to be after the conclusion of the skier's last pass, then the skier shall be advised that he is continuing at risk, pending the video review. If the judges disagree after having reviewed the video, the Chief Judge (or his designee) will cast the deciding vote.
- e. The exit gate will be viewed directly, but the video may be used by one or both judges to resolve any questions.

## 3. Configuration 3:

- a. One tower placed between turn buoys #3 and #4, with gate camera mounted at the proper angle/height and transmitted to the applicable two judges for calling gates.



- b. This configuration requires two tower judges, live boat video feed to a judge for Class R/L. A boat camera is NOT required for Class C/E. If the live boat camera feed/video is available to the two tower judges in Class L, an additional boat video judge is NOT required. - see 10.08E below. Also, see Class L/R IWWF Rulebook requirements for use of boat video and video review judge (J4).
- c. This is required for sites where it is not feasible to have a tower on the opposite side of the course.
- d. **The exit gate will be viewed directly, but the video may be used by one or both judges to resolve any questions.**

- E. Boat Video: An additional option based on Configuration and Class, but required for Configuration 3, Class L/R.
1. A camera may be used in the boat to record the pass. This video may be used to resolve any issues.
  2. Video Review Options:
    - a. Class L: When the boat video is available for immediate playback for the two tower judges, a boat video review judge is not required. IF the boat judge score is different than that of either tower judge, the two tower judges must review the boat video to determine the final score. When the live boat video is not available for immediate playback for the two tower judges, follow the same protocol for Class R as described in "b" below.
    - b. Class R: The live boat video will be monitored on the tower by the

video review judge who will advise the Chief Judge if he disagrees with the event judges' decision. If the video is available for the two tower judges, they can review with the boat video review judge to determine the final score. In such a case where a final decision cannot be determined or is not available for the two tower judges, the Chief Judge and the video review judge will review the video to determine the correct score. If they both agree on a score, it will become the official score. If they disagree, or agree that the video does not clearly overrule the score given by the event judges, then that score will stand.

c. Alternatively, the Chief Judge may act as boat video review judge. If he disagrees with the event judges' decision, he will ask the tower judges to review the video again. The final score will be decided by a simple majority.

3. The Appointed Judges shall determine the time at which the video review will take place and if the video review is to be after the conclusion of the skier's last pass, then the skier shall be advised that he is continuing at risk, pending the video review.

#### F. Judge's Scoring Errors:

1. If a skier or skier's representative believes that there was an error in the score, he should notify the Chief Judge within 10 minutes of completing his turn and by putting up \$100.
2. The Chief Judge and a designated review judge will review the video (boat and/or gate video). If they both agree on a score, that will be the given score. If they disagree, or agree that the video does not clearly overrule the score given by the judges, then that score will stand.
3. The \$100 will be returned only if the original score was changed.
4. If the funds are not returned to the skier, they shall be forwarded to the **USA-WWF** as a contribution in the skier's name.

### 10.09 Timing

- A. The boat speed shall be validated by timing on each pass from the speed control system (see 8.10.G). In the event the speed control system fails to get an accurate time because of a malfunction or missed time, see Rule 10.10.B.3 and 10.10.B.4. Where the time shows that the speed is slower than allowed, a reride is mandatory; where faster, a reride is at the contestant's option if the pass was not complete.
- B. Timing Segments: Timing shall be from the entrance gate to the boat path

alignment gate or exit gate following the buoy at which the last full point is scored in the pass. (Refer to applicable All Buoy Timing Charts in the Appendix) Acceptable timing methods may be magnetic point to point or calculated virtual timing provided such methods and timing components of the speed control system are tested and approved.

- C. Official times and tolerances for the various slalom speeds are listed in the Appendix. Also see Rule 10.17.

### **10.10 Rerides**

- A. Unfair Conditions: See Rules 7.01, 7.02 and 7.03.

- B. Times Out of Tolerance

1. Slow Time: If the time is too slow, a reride is mandatory.
  - a. Slow time pass NOT complete: At class E, L, and R events the skier may not improve his score over that obtained on the slow pass. However, if the speed is so slow that it is equal to or below the fast tolerance of the next slower pass, then the skier may improve his score on the reride.
  - b. If the slow time pass WAS complete, the skier has the option to skip to any higher speed and/or shorter line length instead of repeating the pass. If the skier exercises this option and makes a perfect pass, he receives credit for both passes. However, if the pass is missed, he will receive credit for the buoys as if it were the lower, skipped pass.
2. Fast Time: If the time is fast and the skier falls or misses, the skier shall have the option of a reride but shall not be scored less than the score obtained on the pass leading to the reride.
3. Missed Segment Times: If the applicable segment time is missed, the provisions above shall be applied as though the time was slow, except that the skier may improve his score, may accept the highest score with a good applicable segment time, or receive an optional reride with a protected score equal to the highest score with a good applicable segment time.
4. Irregular Boat Speed: If the boat time is OK or fast on an incomplete pass, but the skier received an irregular or inconsistent speed as a result, the skier may be given an optional reride with a protected score. If the time was slow the score is not protected, but the skier may improve. If the time is missed see rule 10.10.B.3. Also see 7.01 and 8.10.F.
  - a. Causes: speed control and/or towboat malfunction, towline breakage.

- b. A time that is merely slow does not represent a speed control failure or malfunction of tournament supplied equipment. This provision is only to be applied when there is a clear irregularity in the delivered boat speed.

C. Times and/or rope length out of tolerance.

1. In the event a contestant inadvertently receives a speed FASTER, or a rope length SHORTER, than the intended pass, the skier shall be given the option of:
  - a. Receiving credit for the actual score.
  - b. Accepting credit for the originally requested speed or rope length (assuming a perfect pass).
  - c. Taking a reride with a protected score.
2. In the event a contestant inadvertently receives a speed SLOWER or a rope length LONGER than the intended pass, the skier shall be given the option of:
  - a. Opting up (see rule 10.10.B.1) to any pass which follows the intended pass (assuming the pass taken was perfect).
  - b. Accepting credit for the actual pass as skied.
  - c. Taking a reride.

D. Boat Path Deviates Outside the Bounds of Boat Gates: See Rule 10.07

E. Procedure for rerides:

1. Immediately following any one pass for which the timer records a speed that requires or makes optional a reride for the skier, the skier shall be notified of the facts and told he must or may repeat that pass.
2. If a reride is to be taken, the boat shall return through the course in an unscored pass, and the reride shall then be given in the original direction **and the original speed/line length** through the course. The boat will proceed to the proper end of the course, stop, and drop the skier into the water just as if the line were to be shortened, and then proceed.
3. If there are more than two rerides, the skier shall have the option of requesting a five-minute rest before continuing. Also see Rule 7.02.

4. a. When weather, tournament-supplied equipment, or some other reason not the fault of the skier causes a delay of more than ten minutes between slalom passes, the skier shall be allowed an unscored warm up pass, in the opposite direction of the reride, with a protected score on passes already completed, or the skier may start over **at the original starting pass** without a protected score. **If the skier falls or misses on the unscored warm up pass, there shall be no penalty, and the skier's turn shall continue with the next pass.** However, the Chief Judge, with the approval of the majority of the Appointed Judges, may deny this option if there is reason to believe that further delays will preclude finishing the tournament in a timely manner or otherwise work to the disadvantage of the remaining skiers.
  
- b. When the 2019 Nautique is used in slalom, the MicroTuners and Hydrogate automatically deploy. If the incorrect line length on the display was selected but is within the matrix supplied by Nautique, there will be no reride. If a rope length is selected for which the MicroTuners are not what the Matrix recommends, a reride may be allowed if an incomplete pass.

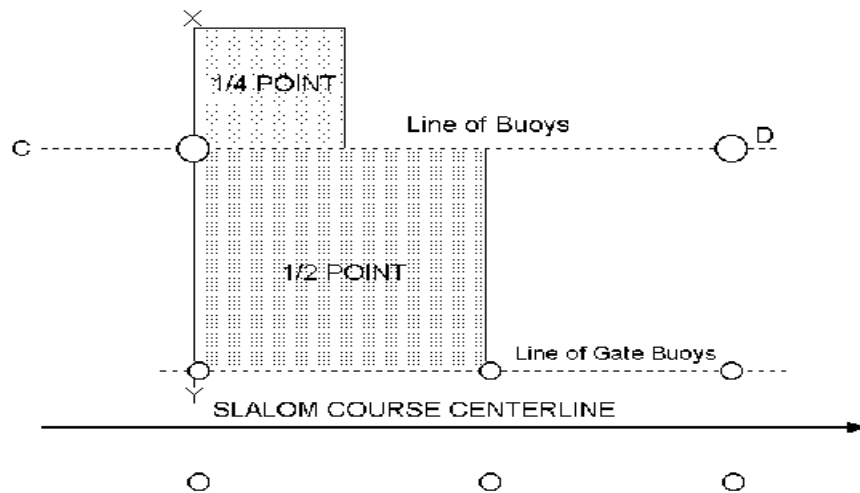
### **10.11 Handle Throws**

- A. A contestant may refuse to enter the official slalom course on any pass by throwing the handle in the air before the entrance gate. He shall not be penalized for so doing, provided the refusal was for a reason acceptable to a majority of the event judges.
- B. The skier must be ready to ski immediately upon the boat's return. Should the skier not be ready or should the reason for the handle throw not be acceptable, he shall not be allowed to continue in that round.
- C. See Rule 10.15 regarding damaged equipment.

### **10.12 Points for Buoys**

A buoy not missed is credited as described below up to the point of the first miss:

- A. 1/4 point when the skier crosses the C-D and X-Y lines in skiing position (Rule 8.07) before the buoy to be rounded; however, if the skier passes on the inside of the buoy, he shall not receive the 1/4 point.



- B. 1/2 point when the skier has re-crossed the C-D line in skiing position before the level of the next buoy or end gate.
- C. 1 point when the skier has crossed the line of the gate buoys before passing the level of the next buoy with a tight line under the power of the boat.
  - 1. The intent of the tight line is to ensure the safety of the skier and boat crew. This means that if the skier can only cross the line of the buoys with a slack line, even if he successfully manages the sudden tightening of the rope, he will not get the full point.
  - 2. The end gate case is different because of the spacing and thus if the skier can cross the gate line before the end gate buoy he will be awarded the full buoy.
    - a. This specifically means that the skier is permitted to have slack going through the exit gates. If the skier skis away then he may continue.
    - b. If the skier does not ski away, the turn ends and the skier scores 6 provided they crossed the line of the boat buoys before the end gate with or without a slack line.
- D. For judging purposes, the front foot of the skier shall be used to determine the point at which the skier crosses the quarter, half, and full point buoy lines (or the end gate in case of the final buoy).

### 10.13 Scoring

- A. The scorers shall receive the judges' individual tabulations after each pass. Any disagreement shall be decided by a majority of event judges before the next pass or before the next competitor is permitted to ski.
  - 1. The first decision to be made will be if the skier has gone through the entry gate. That decision will be made by the appropriate judges as

specified in Rule 10.08 for the configuration used.

2. If the skier made the gate, the scorer will then award the highest score agreed upon by the judges based on their submitted scores. Thus if the scores are 1, 1, 3.25, 3.50, 3.50, the skier's final score is 3.25.
- B. Points are earned toward placement in the event for each full, half, or quarter point scored in succession without a miss of a buoy or end gate (Rule 10.12).
- C. The contestant with the most consecutive points earned at the shortest rope length at the fastest speed where the miss occurred shall be the winner of the event.
1. In a case where two or more skiers have the same number of consecutive points but at different boat speeds and/or rope lengths, the skier with the fastest boat speed where the miss occurred shall be declared the winner.
  2. If they still have the same score, the shortest rope length shall be used to determine the winner.
- D. Scoring Waived Passes:
1. Miss on First Pass: The skier shall receive only the points scored without additions for the waived passes.
  2. Skier Has Complete Pass: Six points shall be added to the skier's score for each skipped or waived pass.
  3. Skier Has Complete Pass but Slow Boat Speed and Exercises Option to Advance to the Next Pass per Rule 10.10.B.1: If the skier makes a complete pass, he shall receive credit for both passes. If the pass is missed, the skier shall receive credit for buoys as if it were the lower, skipped pass.
- E. Scoring Rerides: The affected pass shall be re-scored in accordance with the above (Rules 10.13.A, 10.13.B, and 10.13.C) and with Rules 10.04 and 10.12.
- F. Scoring Ties: The skier who scores the most consecutive points shall be judged the winner. Refer to Rule 10.14 (Ties).

### **10.14 Ties**

- A. Definition: A tie shall exist when two or more skiers have the same score, greater than zero, in consecutive points earned at the same boat speed and line length. For situations where two contestants have equal points but at different speeds and/or line lengths, see Rule 10.13.C.



B. Procedure to resolve:

1. If a tie exists, there shall be a new drawing for running order. Run-offs shall start by repeating the pass before the one in which the miss occurred, except when the tie occurs at the skiers' minimum starting speed, in which case the starting speed will remain the same. The skier may optionally skip any pass in the run-off. (See 10.13.C & 10.13.D if skiers tie again)
2. If another tie results, the pass at which the original miss occurred shall be used with a new drawing for order. If a tie still exists, it will be declared a tie.

C. Ties shall be run off for the first five places at Regionals and Nationals and the first three places in all other tournaments.

D. A two-way tie for second place would eliminate third place, while a three-way tie for second place would eliminate third and fourth places, etc.

E. Ties in multi-round tournaments shall be determined as follows: Highest single round total; if a tie still exists, the next highest single round total; etc.

### **10.15 Damaged Equipment**

A. If a skier notices that his equipment is damaged after a handle throw, a run that leads to a reride, or a completed pass, but prior to the boat starting for the next pass, the event judges may grant him, upon immediate request, three minutes to repair or change the damaged equipment.

B. The three-minute period should start upon the request being granted by the judges. If the skier is not ready to ski at the end of the three-minute period, he shall not be allowed to continue in that round.

C. If this occurs in the case of a mandatory reride, the pass that brought about the reride shall be scored zero. If this occurs in the case of an optional re-ride, the skier will be credited with the score obtained in the run that brought about the reride.

### **10.16 Slalom Equipment, Specifications, Definitions:**

A. Buoys:

1. Boat guide buoys:

a. Color: Yellow is recommended.

b. Size: May be spherical, cylindrical, or bullet-shaped.

- i. Spherical buoys shall be 22 - 28 cm (8.75" to 11") in diameter (23 cm (9") recommended), and fastened so that they have 11 - 17 cm (4.375" to 6.75") of height out of the water (11.5 cm (4.5") recommended).
  - ii. Non-spherical types may have a cross-sectional area of 75 - 450 square cm (12 - 70 square inches), cylindrical buoys may have a diameter of 9.78 - 23cm(3.8 - 9 inches) (recommend 6 - 8 inches); all shall appear vertical, and shall be 15 - 30 cm (6 - 12") exposed above the water.
2. Boat path alignment gate buoys:
  - a. Color: Green is recommended.
  - b. Size: Where they are required in slalom, they shall consist of cylindrical buoys of a color contrasting to the official course buoys and shall be placed outside the official course at either end, at a distance of 55 meters beyond the entrance gates, and at the 1.15-meter width of the interior boat guide buoys.
3. Skier and Gate Buoys:
  - a. Color: Bright red or orange - orange recommended.
  - b. Size:
    1. **Gate** buoys shall be generally spherical in shape and 20 - 28 cm (7.8" to 11") in diameter (20 cm (7.8") recommended), and fastened so that they have 10 - 17 cm (3.9" to 6.75") of height out of the water (10 cm (3.9") recommended). They shall be of lightweight, pliable material with an exposed surface that is smooth.
    2. **Skier buoys shall be generally spherical in shape and 20 - 28 cm (7.8" to 11") in diameter (20 cm [7.8"] recommended), and fastened so that they have 8 - 17 cm (3.15" to 6.75") of height out of the water (8.5 to 9 cm [3.35 to 3.9"] recommended). They shall be of lightweight, pliable material with a smooth, exposed surface. It is recommended that a line or mark be made on the buoy at the 8 cm limit so that it can be easily determined that the buoy height is in tolerance.**
4. In addition, these buoys shall be provided with an elastic device or equivalent (counter-weight system, recommend minimum length 16" for elastic). This will allow the gate buoys to rise and fall under tension with the passage of the wakes and allow the skier buoys to move if a skier hits the buoy.

B. Towlines:

1. Tow lines used for the Slalom event must conform to Rule 8.04 and the Tow Lines Dimension Chart in the Appendix and be supplied with colored loops or sections in the following sequence:

Section	Color
23.00 meter to 18.25 meter	neutral
18.25 meter to 16.00 meter	red
16.00 meter to 14.25 meter	orange
14.25 meter to 13.00 meter	yellow
13.00 meter to 12.00 meter	green
12.00 meter to 11.25 meter	blue
11.25 meter to 10.75 meter	violet (blue/white)
10.75 meter to 10.25 meter	neutral
10.25 meter to 9.75 meter	pink
9.75 meter to 9.50 meter	black
9.50 meter to 9.25 meter	red
9.25 meter to end	neutral

2. Skier-Furnished Slalom Handle: The contestant may furnish his own handle, for which he is entirely responsible, with an attaching loop to attach to the tournament line, and which must comply with the handle section dimensions in the Appendix.
  - a. The contestant's handle may be of any material.
  - b. For Class E, L & R tournaments personal handles shall be measured by the dock starter under the supervision of the Technical Controller (or his designee) immediately after the skier skis. Should the handle be out of tolerance, the skier's score in that round will be recorded as zero.

If a RECORD is set:

1. Immediately after the skier skis, the handle shall be measured (preferably by loosening its connection to the rope but without disconnecting it entirely from the rope). Should the handle be out of tolerance, the skier's score in that round will be recorded as zero, and there shall be no record.
2. ***Rope (handle and rope) shall be measured by the TC approximately 15 minutes after the skier skis. Should the rope be out of tolerance, then it shall be retained by the TC at normal room temperature and retested after a one-hour relaxation period. If the rope remains out of tolerance after the one-hour period, the record is denied***

***but the score stands.***

- c. At the option of the Tournament Committee for Class E tournaments and below, tow lines without shortening loops may be provided and used at the request of the skier for 23.00 meter passes.
3. Slalom recoil/shock tube: Such a tube shall be installed on the tow rope in all sanctioned tournaments. When using camera mounts on the pylon, shock tubes are still required.
- a. The Boys 1 and 2/Girls 1 and 2 divisions may be exempted from this requirement.
  - b. The tube must be a minimum of 60cm and a maximum of 120cm (approximately 2 to 4 ft) in length.
4. DIFFERENT SIZE SLALOM ROPES THAT ARE ALLOWED: All slalom ropes are tournament supplied. Any or all of these ropes may be supplied. Skiers can check with the LOC before the tournament to see which ropes are available.
- a. 10MM (13/32") 16 Strands – Most common and exceeds the minimum elongation (8.04A).
  - b. 8 MM (5/16") 12 Strands - Meets the minimum elongation requirements, however, it is only recommended for B1, G1, B2, G2, G3, W6 and above. Not to exceed 39 off (10.75m).
  - c. 5 MM (3/16") 8 Strands - Light Line only meets the Light Line specification (8.04A optional) and can only be used in B1, G1, B2, G2, and W6 and above for CLASS E only. Not to exceed 35 off (12m). Does not meet the IWWF specification and cannot be used in Class L or R.

### **10.17 Boat Speed Tolerances**

- A. The accuracy of all speeds shall be determined by the tables which appear in the Appendix. The measured times through the segments of the timing course must fall within the tolerances listed in the appropriate columns of these tables.
- B. Class C and Record Capability Tournaments: the Record Tolerance ABT Chart in the Appendix shall be used for all skiers and all speeds at Class C, E, L, or R tournaments.
- C. Class F Tournaments: the Standard Tolerance ABT Chart in the Appendix may

be used.

## **RULE 11 - TRICKS**

### **11.01 General**

Each contestant shall be allowed two 20-second passes through the trick course (except as provided in Rule 11.03), during which he may perform as many tricks as he can. Any contestant who fails to be on immediate hand and in condition to ski when the boat is ready for the contestant shall not be allowed to ski in that round of the event. However, the Chief Judge or his designee, may grant up to three additional minutes for emergencies developing or discovered just prior to the contestant's turn to ski (e.g., ripped binding).

### **11.02 Trick Course**

Two buoys approximately 230 meters apart shall establish the approximate area of the beginning of the trick pass from each direction (see Official Trick Course in the appendix). The boat shall pass on either side of the RED entry buoy at the choice of the skier. The end of the pass shall be signified by the 20-second time interval only. At the Option of the LOC, at class E & below, the boat path may be on one side only.

### **11.03 Trick Pass**

Positioning tricks at the start of a pass must be done before the entrance buoy, unless the skier declares a positional trick to the boat driver/judge prior to his run. Any trick completed before the entry buoy will be treated as a positional, out of course trick. Any trick completed after the entry buoy will be treated as an in course trick, unless the skier declares a positional trick to the boat driver/judge in advance.

- A. After passing the approximate position of the entry buoy or after completing the declared positional turn, the beginning of the trick pass shall begin:
  1. For a surface trick, at the first discernable rotation of the ski from the tracking direction (or position).
  2. For a wake trick, at the earliest of the following to occur:
    - a. At the first discernable rotation of the ski from the tracking direction (or position) as the skier approaches the wake, or;
    - b. When the ski under the binding of the leading foot leaves the water surface no longer supporting the weight of the skier, or;
    - c. When the binding of the leading foot crosses the crest of the wake.
  3. It is the skier's responsibility to start his pass within a reasonable

distance (15 meters is suggested) after passing the entry buoy so that he does not run out of lake. Re-rides will not be granted for reasons caused by a skier's late start.

B. The trick pass shall end when:

1. Twenty seconds have elapsed from the beginning of the pass, which time shall be marked by sounding a loud audible device; or
2. The skier falls in the course; or
3. Three minutes have elapsed, including any time to repair or replace equipment, from the time the skier fell; or
4. The skier falls twice while practicing.

When using Video Based Frame Counting, the last completed trick shall be defined as a skier regaining skiing position on such trick. This includes the skier's weight being supported by the ski on or before the final frame as indicated by spray under the leading binding of the ski.

#### **11.04 Falls**

Definition: See Rule 8.06.

- A. The skier is allowed one practice fall without penalty. If a second fall occurs before the start of the first pass, the skier shall not be permitted either pass. A fall at the conclusion of the first pass after the audible device has sounded shall not be considered a fall while practicing, if it is apparent that the fall resulted from a trick the skier was attempting to perform in the first pass. If a second fall occurs before the start of the second pass, the contestant shall not be permitted the second pass.
- B. The stopping of the boat at the skier's request to adjust line length or to pick up or drop a ski will not be scored as a fall.
- C. If the skier is granted three minutes for equipment repair in the event of a fall, in accordance with rule 11.15, then the skier shall receive no further passes if he is not on his skis within three minutes from the time the towboat returns to pick him up.
- D. A handle throw without cause, as decided by a majority of the event judges, is considered a fall while practicing.

#### **11.05 Boat Selection**

The skier shall be allowed his choice of the towboat types officially used by the tournament. The use of more than one boat for the skier's two passes is prohibited.

## **11.06 Boat Speed**

The skier shall tell the boat driver what speed he desires on each pass, and/or he may use the preparation time to set the speed up to 50m before entering the course. The skier is allowed to request a speed change after the 50m point, including any time during the run itself, but by doing so must accept the speed given without the right to request a reride for incorrect speed.

The skier must be given the speed setting he asks for before starting the run. If the wrong speed setting is given, then that is a reason for a reride provided the skier does not subsequently change the speed.

## **11.07 Boat Path**

The boat shall follow, as closely as possible, the path specified by the judges for the event. Such path includes the preparation time before each pass. The second pass shall be in the opposite direction. The boat must make a reasonably straight path through the course. If the skier falls during or at the end of the first pass he will receive a maximum of 45 seconds in which to be ready to be taken by the boat for his second pass. At the skier's option, if he did not fall in his first pass, the boat may stop between passes for a maximum of 45 seconds. In each case the time shall start when the boat gets to the skier. In each case the skier is allowed to change equipment but must be in the water ready to go within the appropriate time frame or he loses the right to his second pass. If an approved ballast system is being used, the skier may have the option to change settings +/- 50% during this time.

For Class C tournaments and below, and at the discretion of the Regional Executive Vice President, both trick passes may be run in the same direction if the site is not suitable for running them in opposite directions.

## **11.08 Officials**

- A. Shore Judges: There shall be five judges responsible (at the option of the Chief Judge, 3 may be used for Class C tournaments and below) for independently deciding the following:
1. Judgments regarding Rules 7, 11.03, 11.04, and 11.12.
  2. Deciding with respect to each trick if it was performed according to the rules for that trick.
  3. Deciding if a trick is started after the beginning or completed before the end of the pass.
  4. Deciding if a fall or handle throw has occurred. (Rules 11.04 and 11.11)
  5. Deciding if a reride is to be given when requested by a skier.

- B. When video review is available for scoring tricks as described in 11.20, the following are required:
1. 3 Shore Judges as described above (5 Recommended for major tournaments).
  2. 1 Boat Judge, or at the option of the Chief Judge, a Reg/Sr Driver. (see 11.08.C)
  3. One immediate video playback may be permitted on each pass (see Rule 11.20).
  4. At the option of the LOC, a shore judge may be used to grant rerides for conditions not physically observable by the video judges.
- C. Boat Judge: An additional judge shall ride in the boat. He shall check speeds, observe the boat path and stop the boat in the event of a dangerous condition. He shall be authorized to grant rerides, at the skier's option, for deviations in boat speeds and path along with any incorrect ballast settings as governed by Rules 7.01, 11.06 and 11.07. In a Class C tournament, the Chief Judge may designate a boat driver as the boat judge.
- D. Official Timer: There shall be a timer on shore approximately in the center of the course. Alternatively, there may be a timer stationed at each end of the trick course with devices which actuate a timing device located approximately in the center of the course. Where an automatic timing device is available which can select the median of five or three separate triggering signals, the event judges may collectively serve as the official timer.
- E. Backup Timer: A backup timer, with audible signal, must be provided.
1. In Class C tournaments and below, the backup timer and device for the audible signal may be eliminated at the option of the Chief Judge.
  2. In Class F, at the option of the Chief Judge, the timer on shore may be eliminated, in which case the boat judge shall become the timer, start the stop watch and then sound the audible device at the end of the pass. If there is no audible device available, the Chief Judge may have the boat judge signal the start and end of the pass with a flag.
- F. Video-Based Frame-Counting Device Operators: When using this method, two judges (minimum rating of one Regular and one Assistant for Class E or two Assistants for Class C) may replace the official timer and backup timer as defined above. The two judges must agree on the starting frame and shall make a determination of the last trick completed in time. If these two judges disagree, the Chief Judge (or his designee) will resolve the disagreement. The



shore judges should not be permitted to observe the display of the video based frame counting device while the timing determination is being made by the timing officials.

### **11.09 Timing**

- A. At the start of the trick pass, the timer shall start his timing device with an audible sound that can be heard in the event judges' tower locations. At the end of 20 seconds, he shall sound his audible device, unless the skier falls within approximately the first 10 seconds. In the event the official timer or device fails to operate, the backup timer and device shall apply.
- B. An automatic timer must be used for Record Capability Tricks events. An automatic timer that is accurate to within  $\pm .10$  seconds in 20 seconds may be used in Tricks events at a Class C tournament or below. Alternatively, a video-based frame-counting device that has been approved by the Technical Committee may be used.
- C. In the event both timing devices should malfunction and the time is missed, refer to Rules 11.10.D and 11.20.C.
- D. If a skier/representative believes that there was an error in the timing of the trick pass, he may challenge it by notifying the Chief Judge as soon as is practicable and by putting up US \$100. The Chief Judge and a designated review judge will re-time the pass. If they both agree on a revision in the timing or on the original timing, then that will be where the run will end. If they disagree or agree that the video does not clearly overrule the original, then the original timing will stand. The \$100 will only be returned if the original time was changed. If the funds are not returned to the skier, they shall be forwarded to the **USA-WWF** as a contribution in the skier's name.

### **11.10 Rerides**

- A. Unfair Conditions: See Rules 7.01, 7.02 and 7.03.
- B. Boat Speed: A reride shall be granted if the boat judge or the boat driver observes the boat speed to vary by more than  $\pm .8$  kph (.5 mph).
- C. Boat Path: A reride shall be granted if the towboat does not follow the boat path established for the tournament (Rule 11.07).
- D. Timing Devices: In the event both timing devices should malfunction and the time is missed (or in the judgment of the majority of the event judges the time was incorrect), the judges, under the supervision of the Chief Judge, will determine the time from the official video recording provided the course entry buoys appear on the recording or a majority of the judges rule that the skier was in the course at the start of the run. If neither occurs, a reride is mandatory.

E. Procedure:

1. If a reride is granted, the reride shall be taken immediately. The reride shall then be given in the original direction through the course.
2. If more than one pass in any run is disallowed for any reason, the skier shall have the option of requesting a five-minute rest before completing the run. Also see Rule 7.02.
3. If a skier receives less than 20 seconds, he shall be granted the option of a reride only on the pass affected. If the skier receives more than 20 seconds, a reride is mandatory.
4. When weather, tournament-supplied equipment, or some other reason not the fault of the skier causes a delay of more than ten minutes between trick passes, the skier shall be allowed an unscored warm up pass, in the opposite direction of the scoring pass to be taken, with a protected score on the first pass already completed. If a video failure is discovered after completion of both of the skier's trick passes, then the skier shall be required to reride the affected pass(es), but shall have a protected score so long as video of a pass, or portion thereof, is available. If a reride is required on the first pass due to a video failure, then the skier shall have the option of repeating his second pass, but with an unprotected score. However, the Chief Judge, with the approval of the majority of the Appointed Judges, may deny this option if there is reason to believe that further delays will preclude finishing the tournament in a timely manner or otherwise work to the disadvantage of the remaining skiers.

### **11.11 Handle Throws**

A contestant may refuse to enter the official trick course on either pass by throwing the handle in the air or by being released by the quick release operator by means of a prearranged signal before passing the entry buoy. He shall not be penalized for doing so provided the refusal was for a reason acceptable to a majority of the event judges. The skier must be ready to ski immediately upon the boat's return. Should the skier not be ready, the skier will lose one pass. If the skier's refusal is accepted, the boat must repeat the regular path and once again head for the trick course. A handle throw without cause will be considered a fall while practicing. See Rule 11.15 regarding damaged equipment.

### **11.12 Trick Descriptions Credit and Point Values**

- A. A trick is any activity that occurs between two hesitations. Hesitations are defined as the complete stopping of the ski(s) and not the body motion of the skier.
- B. To receive credit for any trick, the skier must remain in or return to skiing

position.

- C. Only tricks listed in the rules will be scored in a tournament.
- D. Credit may be received for performance of only one trick and the associated reverse, if any, on one ski, and one trick and the associated reverse, if any, on two skis under each number listed. If a trick skier performs two tricks under the same number, the higher scoring trick should be credited regardless of which is performed first. Tricks may be repeated, but a repeated trick scores zero unless the judges ruled that the first attempt or attempts were unsuccessful.
- E. A wake turn is a trick performed in mid-air while crossing the crest of the wake. A wake turn not executed in mid-air and across the crest of the wake scores zero. The ski will edge towards the wake, then the push/pop comes first then the rotation, or the push/pop and rotation come at the same time. The rotation cannot come before the push/pop. An inadvertent touch of the water with the ski tip during the rotation is acceptable on tricks with 540 degrees or more of rotation. Definition of a Pre-turn: A pre-turn is a turn off of a flat ski where the push/pop comes after the rotation has started.

All wake line tricks (WL, SL and TWL) where the ski/leg does not go over the line can be credited as wake tricks if the other wake trick criteria are met.

#### F. Reverse Turns

1. All reverse tricks must immediately follow the original trick in the same pass. However, any 180-degree turn is allowed between two such tricks, with the exception of any flip that incorporates a 180-degree turn.
2. For trick numbers 1, 2, 3, 4, 8, and 9 only, if the original trick is creditable, but a first attempt at the reverse trick is not, the skier need not repeat the original trick before making another immediate attempt or attempts at the reverse. Therefore, the following sequences are allowable:

S, RS nc, RS credit (trick number 1)

TS, RTS nc, RTS credit (trick number 2)

B, F, R nc, R nc, R credit, R credit (trick numbers 3 and 4)

TB, TF, R nc, R nc, R credit, R credit (trick numbers 8 and 9)

For all other tricks, the reverse trick must be creditable on the first attempt following the original trick. A second attempt may not be credited without performing the original trick again first.

3. No reverse trick shall be disallowed simply because it follows an original trick that is ruled no credit or because the original trick is a repeated trick.
4. For trick number **5a-f**, reverse tricks are **allowed per rule 11.12F1**.

5. For trick number 12, reverse tricks are limited to 540 degrees, but may follow a 540-degree turn or 720-degree turn.
- G. There must be no stopping in the turning of the skis in a continuous turn.
- H. Steptoe line tricks (surface and wake) are credited only when the free foot touches the ski or water, or lifted ski touches the water. The skier may not put his leg or lifted ski across or on top of the line, the handle or either arm until he begins to execute the turn. The steptoe and turn actions must be simultaneous. Immediately on completion of a FB steptoe turn, the skier must have at least one arm between his legs holding the handle. It is not required that the free foot or ski touch the water prior to the execution of a steptoe turn. A steptoe turn not performed according to the rules for a 180 or 360 degree surface turn scores zero. See 11.12E for wake tricks)
- I. Toehold steptoe tricks must be a simultaneous action. The towing foot may not touch the water during execution of the steptoe portion of the turn. The touching of the towing foot in the water immediately prior to or during the rotation of the ski while attempting a steptoe trick will result in no credit for the trick. However, if the towing foot touches the water after all rotation has been completed, credit will be given.
- J. All Side Slides (hand held and toe) includes a 90-degree turn from skiing position and a return to skiing position in the original direction. In order for a Side Slide to be a creditable trick, the skier must hesitate before commencing the trick, turn 90 degrees to either side, stop, return to the starting position, and stop. To perform the reverse, the skier must turn 90 degrees in the opposite direction, stop, return to the starting position, and hesitate again.
- K. A Wake Steptoe 360 consists of a 180-degree steptoe and a 180-degree turn combined, in either order, all done in the air off the wake in a continuous turn. A Wake Steptoe 540 consists of a 180-degree steptoe and a 360-degree turn combined, in either order, or a 180-degree steptoe preceded and followed by a 180-degree turn combined, all done in the air off the wake in a continuous turn. A Wake Double Steptoe 540 consists of a 180-degree steptoe and a wake steptoe 360 combined, in either order, all done in the air off the wake in a continuous turn. The steptoe portion of the turn must conform to all of the rules governing steptoes as noted in Rule 11.12.H.
- L. In ski line tricks, both feet must be on the ski and pass over the line while in midair. The feet may pass over the line at any point during the execution of the turn. The line must be out of the water during the execution of the turn. This does not include the inadvertent hitting of the rooster tail near the boat.
- M. Trick skiers may use only one line. Helper lines are prohibited.
- N. A toe turn is the execution of a trick with the skier being towed exclusively by one foot, and upon the completion of the trick, supported by one ski.

- O. Once the skier has put the toe strap on his foot, any trick performed in which the foot in the strap intentionally touches the ski during the setup or execution of the turn shall not be scored.
- P. For wake flips with body rotation, the body rotation must be done simultaneously with the flip, not before or after. Additionally, for the BFLB, the reverse must land in the opposite wrap or turn in the opposite direction. For the BFLLB, the stepover portion of the trick must be done simultaneously with the flip and body rotation.

To receive credit for any wake flip, it is required that both feet be higher than the head and in approximately the same vertical plane at some point during the execution of the trick. A front wake flip shall be defined as a forward somersault done in the air off the wake, in which the tail of the ski passes up and over the head as the head goes down and forward. The rotation must be in the direction of travel and outside of the rope. This rule applies to Front Flips and its derivatives. (ex: FFLF, FFLB, FFLBB etc).

The reverse BFL or FFL is defined as a BFL or FFL leading with the opposite shoulder and traveling in the opposite direction (right to left vs. left to right) from the original BFL or FFL immediately preceding it.

- Q. BFL5F and BFL5B must be done hand-to-hand. The rope may not be wrapped around the body to assist the turn. This does not prohibit the simple back position wrap where the rope does not go around the body.

### **11.13 Scoring**

- A. The scorer shall receive the judges' individual tabulations and, in the event of a discrepancy, shall decide the tricks to be scored on the basis of a simple majority. If five judges are calling the event, then three judges must give credit for the trick to be scored. Where three judges are calling the event, then two judges must give credit. The official score and placement in the event shall be determined on the basis of the total points for credited tricks performed in both passes. Score values for individual tricks are shown in the Official Trick Point Value Table in the Appendix.
- B. A trick not completed before the end of the pass shall not be scored. If a contestant's pass is concluded during the execution of a multiple-turn trick, the portion of the trick, whether continuous or not, completed before the conclusion of the pass shall not be scored.
- C. A trick completed before the end of the pass shall not be scored if the skier ultimately falls as a result of that trick, even if the fall is after the conclusion of the pass.
- D. Only tricks listed in the rules will be scored in a tournament.

- E. In the case of a multiple turn trick where the judges disagree, the contestant's score shall be based on the highest number of turns credited by the majority of the event judges.

#### **11.14 Ties**

- A. In the event of a tie, the highest scoring single pass shall determine the winner. If a tie still exists, there shall be a new drawing for order and each tying contestant shall be allowed one pass through the trick course until the tie is broken.
- B. Ties shall be run off for the first five places at Regionals and Nationals and the first three places in all other tournaments.
- C. A two-way tie for second place would eliminate third place, while a three-way tie for second place would eliminate third and fourth places.
- D. Ties in tricks in multi-round tournaments shall be determined by the highest single round. If a tie still exists, the next highest single round, etc. If the tie still exists after all rounds, then the highest single pass, the next highest single pass, etc., shall be used to determine the winner.

#### **11.15 Damaged Equipment**

If a skier notices that his equipment is damaged after a handle throw, a pass that leads to a reride or a completed pass the event judges may grant him, upon immediate request, three minutes to repair or change the damaged equipment. The three-minute period should start upon the request being granted by the judges. If the skier is not ready to ski at the end of the three-minute period, he shall not be allowed to continue in that round.

#### **11.16 Tricking Equipment and Definitions**

- A. Trick Judging Area: An elevated observation area that provides an unobstructed view of the trick course, at least 3 meters (10') above the water shall be provided. If an observation point is located more than 30 meters (100') from the boat path, it is recommended that the tower be elevated approximately ten percent above the water (one foot in height for each ten feet back from the boat path). Alternatively, a video feed from the boat to the panel of judges may be used.

In Class C tournaments and below, the requirement that an observation point be elevated may be waived, although it is not recommended.

- B. Quick-Release Operator: A skier will be allowed the option of a person of his choice, excluding the official boat judge or driver, to act as a quick-release operator. This person will be considered a part of the skier's equipment and be subject to Rule 7.07.A.

- C. Trick Release: If used, the trick release shall normally be skier-supplied equipment. However, a skier may accept a tournament-supplied release mechanism. In either case, the skier is fully responsible for any release or malfunction of the device, and no request for a reride will be granted for premature or accidental release or any other type of malfunction. A rope trick release mechanism up to 1.25meter (49") may be used (see Rule 11.18B).
- D. Buoys: For specifications see Rule 8.09.

### **11.17 Speed Calibration (*This rule deleted*)**

### **11.18 Interference by the Release Operator**

A. If the skier-supplied release person interferes vocally or physically with the duties of the boat driver or the boat judge in the first pass, then the skier will receive a score of zero in that pass and not be allowed a second pass. Interference in the second pass will result in only the first pass being scored. Communications with the skier, including coaching, after a fall or in the sit down period, are allowable, provided the communication does not interfere with the officials.

B. In the trick event, the tow rope will be attached directly to the tow pylon or supplied trick release. Manipulation of the tow rope by the release person during the performance of tricks is prohibited. This person will be considered part of the skier's equipment and subject to Rule 7.07.C.

### **11.19 Communication Between Passes**

Skiers in the Tricks event, or other persons, shall not communicate with the judges between passes for the purpose of determining whether a trick or tricks attempted in the first pass were scored.

### **11.20 Video**

The Tricks event shall be recorded at all Class E, L and R tournaments (and other tournaments whenever possible) by a video camera from the boat. It is recommended that the camera be held/mounted higher than top of windshield to provide a clear view of the ski. If more than one video camera is used, the Chief Judge and Technical Controller shall declare one as the primary camera and one as the secondary prior to the start of the event. (See Rules 11.08.A, 11.08.B and 11.08.F)

Video from the boat shall be used for primary judging. For judging purposes and the record review process, only video from the official camera(s) may be used. The official camera(s) may be any video from the boat as determined by the Technical Controller and Chief Judge.

The video recording may also be shown as an aid to the event judges under the following circumstances:

- A. At the request of the Chief Judge, if it is not possible for the scorers to obtain a majority decision as to the trick or tricks performed.
- B. At the request of the Chief Judge, if it is not possible for the scorers to obtain a majority decision as to whether or not credit is to be given for a trick.
- C. At the request of an event judge or the Chief Scorer, in circumstances which the Chief Judge regards as exceptional, the event judges may review the video. This request should not be granted if the intention is to change a judge's decision on credit or no credit for the trick.
- D. At the request of a majority of the event judges to determine the time for the pass (see Rule 11.10.D).
- E. For all trick runs over 10,000 points for men or over 7,000 points for women, any time there is a 3-2 split on the last trick in time, a designated, qualified judge shall be appointed by the Chief Judge to review the video. If the designated person does not agree with the decision, it will then be reviewed by the Chief Judge. If both the video reviewer and the Chief Judge agree, their decision will stand; otherwise the event judges will have to review the video.
- F. In circumstances which the Chief Judge regards as exceptional, the Chief Judge may review the video and ask the Event Judges to look at the run again so that the correct score may be established.
- G. At the request of an event judge (and approved by the Chief Judge) the video may be reviewed to establish credit or no credit of a trick or tricks.
- H. If video is reviewed by the event judges and they are unable to decide a trick, the Chief Judge or their qualified designee will review and make a final decision.

## **RULE 12 - SAFETY REQUIREMENTS**

### **12.01 General**

No skier or official shall be allowed to participate if, in the opinions of the Safety Director and Chief Judge, the individual is under the influence of alcohol, drugs, or any other mind altering substance, or if his participation would be a danger to himself or others. During the competition, the Safety Director may at any time request that the Chief Judge halt the tournament in regard to any skier's actions or condition.



## **12.02 Safety Responsibilities**

When applying for sanctioning of a tournament, the sponsoring affiliate shall appoint a rated Safety Director. The Safety Director may appoint such assistants as appear necessary and shall be responsible for the safe condition of all equipment and facilities, and operation of the tournament as referenced in the Official Tournament Safety Manual. He shall have the authority to take whatever action is necessary, including stopping the tournament, whenever he observes a condition he believes unsafe. The Chief Judge may overrule any contemplated action or decision of the Safety Director.

## **12.03 Waiving Specified Rest Periods**

Should the Safety Director stop a tournament for any reason, specified rest periods (Rules 7.02, 9.10, 10.10, and 11.10) shall not run so long as the tournament is stopped.

## **12.04 Safety Requirements**

Skis must be safe. There must be no unnecessary sharp or abrasive (to the touch) parts or other attachments to the ski which would possibly inflict injury to the skier should he come in contact with the ski in a fall.

## **12.05 Personal Protective Equipment**

A. Flotation Devices: Flotation devices shall be of non-inflatable design, meeting the following specifications:

1. They must be of a smooth, soft material not likely to cause injury in a fall.
2. They must be fastened in such a manner that they are unlikely to be torn loose, so as to render them useless in a hard fall.
3. They must float the skier.
4. They must be constructed so as to provide adequate protection from impact damage to the ribs and internal organs. (A life belt shall not be considered adequate protection in this respect.)

All contestants in Slalom and Jumping events must wear a Coast Guard-approved Type III PFD. At the skier's own personal risk, he may wear a neoprene, nylon (or similar material) covered suit or vest specifically designed by a manufacturer for that purpose. In every instance, it must be capable of floating the skier.

B. Protective Head Gear: Use of protective head gear in the Jumping event is mandatory. Protective head gear is defined as an article of apparel whose manufacture and use is solely for the purpose of protecting the head from injury. It is recommended that such head gear be constructed of high-impact

material, have a three-point chin strap suspension, be non-bucketing and be of good fit.

- C. In the trick event, the tow rope will be attached directly to the tow pylon or supplied trick release.

### **12.06 Safety Boat**

At least one (two are recommended) safety boat(s) shall be used during all events unless a majority of the Appointed Judges and the Safety Director agree that this is not necessary, in which case safety people will be positioned on the shore. The suggested positioning of the boat or safety people is:

- A. Slalom Events: Operating outside of the course between plane of Number 2 and Number 5 skier buoys.
- B. Jumping Events: Operating on the opposite side of the ramp, outside of the jump course buoys, facing the skier's anticipated point of landing.
- C. Tricks Events: Operating outside of the course buoys, facing the skier during a pass.

### **12.07 Safety Personnel**

The safety boat rider shall have a (Coast Guard approved Type III) PFD available in the boat, for immediate use and shore swimmer(s) shall wear Coast Guard-approved life jackets which are fastened at all times.

### **12.08 Safety Director's Report and Checklist**

For the Chief Judge to receive credit for the tournament, the Safety Director's Report and Safety Director's Checklist must be completed, signed and returned with the Master Scorebook, even if no injuries occurred.

### **12.09 Drivers**

No driver of a towboat or safety boat shall pick up a ski, skier, or rope from the water with the ignition on.

### **12.10 Smoking**

Smoking is not allowed at any time in any official tournament boat (either towboats or safety boats).

## **RULE 13 - OPTIONAL TOURNAMENT FORMATS**

### **13.01 Multi-Round Tournaments**

At Record Capability tournaments and below, the sponsoring club may elect, with the express approval of the Regional Executive Vice President, to hold a multi-

round type tournament. Such a tournament shall conform to the following rules, in lieu of the related rules for events, overall scoring, and contestant order:

- A. The tournament may consist of either two or three rounds of competition in each event scheduled. The announcement must state the number of rounds. Tournaments shall be limited to a maximum of three rounds of any one event on days specified in Rule 1.09.  
An alternative four round format can be sanctioned if the tournament will be held over two or more days, except as provided for in 13.02A.
- B. Subsequent rounds may be cut to a specified number of competitors based on the contestants' scores in the round(s) preceding the cut. The announcement must state the number of contestants allowed in the rounds after eliminations.
- C. Each event and overall shall be scored, for purposes of placement, by totaling the scores of all rounds for that contestant as scored under the normal rules, or at the sponsor's option, any combination of rounds may be used. The announcement shall state which of these alternatives is being followed. In regard to scoring any "combination" of rounds, the sponsor can elect to use only one round. Whatever method is used for scoring must be stated in the tournament announcement.
- D. In a multi-round tournament, no skier shall ski a subsequent round of a given division's event until all previous rounds of that division's event have been completed. It is not mandatory to ski in all rounds to be considered for placement unless the tournament announcement so states.

### **13.02 Head-to-Head and Elimination Competition**

At Record Capability tournaments and below, with the express approval of the Regional Executive Vice President (cash award requires approval of the Executive Committee), Head-to-Head or Elimination Competition may be held. A preliminary contest for seeding may be held, or seeding can be based on previous performances, Regional, National, or World Rankings.

- A. Rounds: The tournament shall consist of no more than three preliminary, non-elimination based rounds and no more than six total rounds. Scores obtained in all rounds shall be included in the ranking list in the same manner that non-elimination based tournaments are included (i.e. generally the best round score). (or see 1.09C)
- B. Cutting Procedure: Each elimination round shall reduce the field of competitors advancing to a subsequent round by 50% or more.
- C. Recommended Procedures:
  - 1. Pairings: The top skiers are paired high score against low score. The high score skier may choose to go out first or second at each pairing. In

Slalom, all skiers must start at the same predetermined speed and line length.

2. General: In each head-to-head pair in slalom, the first skier shall attempt a pass followed by the second skier in an alternating manner until a skier misses or falls. Jumping and Tricks events may be run in the same manner.
  3. Boats: Two alternating boats and drivers may be used in all events. The order shall be determined by the Chief Judge.
- D. Placement: Placement shall be determined by final round scores only (see Rules 9.13, 10.13, and 11.13). The contestant with the most consecutive points, longest jump or highest score in each head-to-head pair shall be the winner of that pair. The contestant winning the pairing in the final round shall be the winner of the event. The other skier in the final pair shall be considered as the second place skier. Third and fourth place may also be determined in an additional pairing.
- E. Ties: Ties may be determined on a round-to-round basis only and run off if required under Rules 9.14, 10.14, or 11.14. In Slalom, if the skier going second fails to exceed the score of the skier who went first, the skier who went first wins the round.

### **Rule 13.03 Turn and Burn Format**

- A. DEFINITION: In Class C, unseeded tournaments and at the discretion of the LOC, a skier may elect to begin the FINAL round of a multi-round event immediately upon the completion of his current round with the same boat and crew; i.e. "turn and burn (T&B)." In a sanctioned four round tournament, "turn and burn" may only be used for the final round, (Round four on the second or final day of the tournament).
1. Can only be offered in unseeded Class C, and F tournaments. Seeded tournaments refer to those that give awards including awards for placement. In does NOT mean the arbitrary groupings - ability and otherwise - that may be used in many slalom tournaments.
  2. T&B is an OPTION for the skier - must not be mandatory.
  3. Rule 13.01.D does not apply when using this format.
- B. BEFORE THE TOURNAMENT:
1. Use of the T&B format should be in the tournament announcement, title or comments section. Alternatively, telephone or other electronic

communication should be made with the skier prior to the tournament announcing the format.

2. In planning skier groupings and official's assignments 3 minutes should be added to the time allotment for each skier that the LOC anticipates will use the format.

C. DURING THE TOURNAMENT:

1. Skier can either:
  - a. Establish intent to T&B at the starting dock OR
  - b. Signal boat crew immediately upon completion of a round using an agreed upon signal.
2. T&B must begin at the drop area near the starting dock where all previous rounds began.
3. Skier may elect to start at any speed/line length they choose - similar to a normal round.

D. OTHER CONSIDERATIONS:

1. Officials and tournament directors should be aware of the planning needed to make this format run smoothly.
2. There must be excellent communication between tower officials, scorers and boat crew during last two rounds.
3. LOCs in regions that allow regional records to be set in Class C tournaments must be sure that this format does not clash with those policies.

**13.04 Mini Course:**

At the option of the LOC in Class C tournaments and below, skiers may choose to ski mini course buoys:

- A. Mini course buoys, preferably green in color, are to be placed by the LOC at approximately 8.5 meters from center-line of the slalom course. However, there is NO required measurement or specified tolerance. NOTE: The slalom course for the disabled is 6.4m from center-line.
- B. Each mini course buoy is scored as 1/2 point. To get credit, the skier must go through the entry gates, around the mini course buoy and then cross the boat

guide line closest to the buoy. No partial credit is awarded for mini course buoys.

- C. A mixture of mini course buoys and full course buoys can be used to attain a score. The mixture must be of consecutive buoys. Once a buoy is missed (either mini and/or regular) no more buoys are counted in the scoring of that pass.
- D. Mini course scoring will only be used on the first pass in Class C.
- E. A skier must make 6 full buoys to get a second pass in Class C.

### 13.05 Other Optional Tournament Formats

For other possible formats see [www.usawaterski.org](http://www.usawaterski.org)

## **RULE 14 - RECORDS**

### **14.01 AWSA Recognition**

The AWSA shall recognize records for slalom performances, jump distances, and trick performances for each division listed under Rule 3.02 in tournaments of Record Capability only. (Specific requirements for conducting a Record Capability tournament appear in Rule 15.) Only US Citizens, with USA-WSWS Full Active Membership are eligible to set AWSA records. Citizens of other countries are not eligible to set AWSA records. However a competitor who skis for another federation in an international competition to which the US sends a team, shall not be eligible to set a record for the remainder of that calendar year, plus the following two calendar years, following their performance in that international competition. U.S. skiers may set AWSA records in international tournaments shown to meet the standards of a tournament of Record Capability. Run-offs of ties are used solely for determining placement; therefore, a run-off performance is not eligible for consideration as a record.

### **14.02 Performance Requirements**

For any division, the longest jump distance, highest slalom score, or highest trick score in a round of a tournament of Record Capability shall be considered for a record if it equals or exceeds the official record performed before that round of the tournament. A skier competing in the Open or Masters Division may have his performance recognized as a record for his respective age division, provided the performance is accomplished under conditions consistent with the requirements for that age division. If more than one performance in a round of a tournament equals or exceeds the official record performed before that round of the tournament, all such performances shall be submitted for consideration, although only the highest of those which satisfies the review requirements shall be recognized. Open Division jump records shall be listed in meters and must exceed the existing record by at least 10 centimeters. Eligible performances which equal an existing record (other than by a current holder of that

record) may be recognized, whereupon that skier would become co-holder of the record. For a National Record, the performance must have occurred at a speed no greater than the division's maximum speed. (also 10.06D)

Whenever a new age division is created, or a change is made in the age ranges for an existing division, or a change is made in the performance conditions for an event for an age division, a benchmark score shall be established for that event, unless that benchmark would be lower than the existing record. This benchmark shall be the highest score achieved at the previous National Championships in that event by a skier eligible for the affected division.

When a benchmark score is used to establish a basis for setting records, it shall not be considered as the event record. Only scores that equal or exceed the benchmark shall be considered for a record.

Where a benchmark cannot be established by the highest score at the previous National Championships, or in other circumstances where such a benchmark would clearly be inequitable, the benchmark shall then be established jointly by the Skier's Qualification and the Technical Committees.

### **14.03 Site Specifications**

Specifications of equipment, courses, measuring devices and methods shall be set in accordance with the Rule Book and shall be recorded on AWSA Record Forms, to be completed and certified by the Chief Judge and other required officials. Additional requirements specific to Record Capability tournaments (beyond the normal requirements listed throughout this Rule Book) are listed in Rule 15.06.

### **14.04 Record Forms**

Record forms shall be devised in accordance with these rules by the Technical Committee approved by the Board of Directors. All requirements for the record submission and approval process will be set forth in the official application form. For World Records, Reference IWWF Rule Book.

- A. For a National Tricks record to be considered, the official video must be reviewed by the judges. Subsequent to the scoring of an event and the existence of a tentative record, the judges for the event shall review the video to determine the scoring of the record on the basis of the video. Any changes in the scoring resulting from this review shall not change the results of the tournament itself (although the provisions of Rule 11.20 may otherwise result in official scoring changes). The video and the original judges scoring sheets shall accompany the record application.
- B. For a National Slalom record to be considered, video of the boat path is required (see Rule 15.06.D below) for all passes. The video shall accompany the record application. In addition, for Elite Division National Record in OM, OW, MM & MW video from the boat for the last two passes shall be submitted.

For National Slalom records the final two passes on the video tape will be examined by the Technical Chairman or his designee to verify that the boat path is within the following deviation specifications: Maximum deviation of the boat on approach to each buoy/gate is 20 cm (8") toward the side of the skier buoy. The Total Cumulative Deviation (the algebraic sum of the individual deviations) is to be evaluated based on the score for the pass, as follows:

<b>Score</b>	<b>Limit</b>	<b>Score</b>	<b>Limit</b>
0.25 - 1.00	20 cm	3.25 - 4.00	40 cm
1.25 - 2.00	28 cm	4.25 - 5.00	45 cm
2.25 - 3.00	35 cm	5.25 - 6.00	49 cm

- C. For a National Jump record to be considered, when using a video-based jump distance measurement system, the application shall include the survey, a copy of the video, a gif formatted file of the record jump, a gif file of the video grid box if in the record jump gif any of the buoys are obscured, and all configuration and setup files appropriate for the system being used to allow independent verification.

#### **14.05 Application Procedure**

- A. It shall be the skier's responsibility to promptly notify the Chief Judge, or other event judge, if he believes his performance may qualify as a record.
- B. It shall be the Technical Controller's responsibility to complete the record application form, with assistance from the Chief Scorer and Chief Judge and other event or appointed officials, as may be required by the Record Form. The completed Record Form and other required materials, as specified in the Record Form, shall be sent by the Technical Controller to the Chairman of the Technical Committee within 21 days of the date of the performance. In addition, the Technical Controller of the tournament shall send notification of the performance to the Chairman of the Technical Committee within 10 days of the performance. After review, the Chairman shall forward recommendations, to the AWSA President for final approval.

### **RULE 15 - RECORD CAPABILITY TOURNAMENTS**

#### **15.01 Tournaments at Which AWSA Records May Be Set**

AWSA records may be set at World Championships, National Championships, Record Capability Regional Championships, and other tournaments meeting the standards for Record Capability. There are three classifications of Record Capability tournaments, whose applicability and requirements are summarized in the chart that appears in the Appendix. Class L and R tournaments must meet or exceed the standards of the IWWF Rule Book, and must be sanctioned by the Pan American Region of the IWWF, as well as by USA Water Ski.



- A. National Championships: The National Championships must meet the qualifications of a tournament with Record Capability, and it shall be the responsibility of the Chief Judge and other Appointed Judges to determine that it does so qualify.
- B. Regional Championships: The Regional Championships are encouraged to meet the qualifications of Record Capability. It shall be the responsibility of the Regional Council to determine if it wishes to impose these standards on the Regional Tournament and, if imposed, it shall be the responsibility of the Chief Judge and other Appointed Judges to determine that it does so qualify.
- C. Tournaments with Record Capability: Tournaments with Record Capability shall be specifically sanctioned tournaments meeting standards as detailed below and summarized in the Appendix.
- D. A tournament sanctioned at one of the three levels of Record Capability may conduct individual events at a lower sanction classification than that of the tournament as a whole. In such cases, the applicable classification code must be indicated in the official scorebook for each skier performance listed.

### **15.02 Sanction and General Tournament Organization**

- A. The sanction application for a tournament with Record Capability (Class E or L) must be submitted directly to USA-WSWS Headquarters no later than seven days prior to the scheduled start of the tournament. Record Capability Class L & R tournaments must also be sanctioned by the Pan American Region of the IWWF.
- B. In order to produce a Record Capability tournament, a tournament shall have at least one USA-WSWS affiliated club as one of the sponsors.
- C. Divisions and events to be scheduled shall be at the option of the tournament sponsors and may include any or all of those included in Rule 3.02.
- D. Exceptions to the rules allowed as under Rule 1.11 are permitted and will be approved in the manner specified in the rules.
- E. Tournaments may have multiple rounds as permitted by Rule 13.
- F. Tournament site hosts planning on using the IWWF L & R formats for the benefit of their skiers should prepare their sanction application, tournament announcement, and registration procedures according to IWWF and AWSA stipulations that include, but are not limited to, the following:
  - 1. Sanction must be submitted such that the notification of the tournament appears on the IWWF calendar for all Class R Record Capability events 30

days prior to the tournament.

2. The maximum number of rounds, which can count for the IWWF rankings list or records, is limited to four (in each of slalom, trick and jump) at any one competition – meaning consecutive days at the same site.

3. For L & R homologation purposes, a tournament or tournaments with an allowed maximum of four rounds must be followed by three whole days before the next L & R tournament can start at the same site code.

4. At USA-WSWS/AWSA sanctioned tournaments, rounds are limited to three per sanction per day. The four round format must be sanctioned and held over two or more days.

5. Where L & R rounds are not specified in advance through sanctioning, registration or scoring in a multi-round tournament, IWWF will select the first four rounds skied in the tournament or tournaments for its ranking list.

6. Additionally, skiers should be aware of how their performances determine a ranking on the IWWF World Ranking list.

- a. Ranking is based on the average of each skiers' two best scores from two separate tournaments and two separate sites.
- b. Only one score in each event is considered from each tournament.

### **15.03 Certification of Competition Courses**

- A. The Technical Committee shall devise and publish standards for the certification of competition courses. Such standards shall require that all slalom and jump course buoys and the jump ramp and meter station pivot centers be located by appropriate survey methods. The inter-relationships among these objects shall be derived therefrom, and must be within the location tolerances shown in the Official Slalom and Jump Course Diagrams in the Appendix.
- B. The competition slalom and jump courses required for the events scheduled for the tournament must be certified in advance of the tournament by either one of the following two procedures:
  1. The slalom course and the jump course shall be surveyed by either a licensed surveyor, acting as such, or by a person independent of the tournament sponsors who satisfies the Chairman of the Technical Committee as to his competence prior to the survey, no more than 90 but no less than 30 days prior to the tournament. The survey and supporting detail shall be forwarded to the Appointed Technical Controller for the tournament at least one week prior to the tournament.
  2. Alternatively, the Appointed Technical Controller may certify the courses

by his own survey prior to the tournament, and shall attach that survey and its computer analysis showing the actual buoy locations to the Technical Controller's Report from the tournament, along with any adjustments which were made.

#### **15.04 Technical Controller**

- A. Each tournament with Record Capability shall require a rated Technical Controller.
- B. It shall be the responsibility of the Technical Controller to determine, by methods he believes to be required under the circumstances, that the courses continue to be certified prior to the start of competition. The Technical Controller shall continue to be responsible for the certified condition of the competition courses throughout the tournament and must sign a statement at the conclusion of the tournament that, in his opinion, the courses were entitled to certification throughout the tournament.
- C. Standards devised by the Technical Committee for the position of Technical Controller, along with a handbook of instructions for his guidance, may be considered a part of this Rule Book.

#### **15.05 Qualifications of Officials**

- A. **Only at** Class E tournaments, the Chief Judge shall be a Senior Judge, and may serve as an event judge. The other Appointed Judges shall be either Senior or Regular Judges. The Chief Boat Driver shall be a Senior Driver. The Chief Scorer shall be a Senior Scorer. All chief officials (Chief Judge, Chief Driver, Chief Scorer, Chief Technical Controller and Chief Safety Director) shall be separate individuals.
- B. Throughout these sections where designations of judges' classifications are used, judges with equivalent ratings certified by a region or federation of the IWWF as determined by the Judge's Committee may be used. (See Rule 6.10.)
- C. All positions described in the rules as "judges" shall be filled by Senior or Regular Judges. In Class E Jumping events, one of the two shore judges may be an Assistant Judge. In Class E Slalom events, an Assistant Judge may replace one of the two slalom tower judges in each tower when 5 judges are being used. In class E trick events an Assistant Judge or a Regular or Senior Driver may serve as a boat judge. All boat drivers shall be Senior or Regular Drivers. All scorers shall be Senior or Regular Scorers. In Class E Slalom and Jumping events, event scorers may be Assistant Scorers. For Ranking List (Class L) tournaments, the majority of the event judges (3 of 5 in Slalom, 3 of 5 or **3 if video available** in Tricks, and 2 of 3 in Jumping) must be Senior Judges. For Class R tournaments, which may qualify possible world records, all of the event judges in Slalom (5), Tricks (5 or **3 if video available**), and Jumping (3) must be Senior Judges.

- D. The following minimum qualifications shall be required of other officials in the Slalom event:
- Backup Timer: Assistant Judge. Regular and Senior Drivers may be considered Assistant Judges for purposes of this requirement only.
- E. The following minimum qualifications shall be required of other officials in the Jumping event: ***See Tournament Classification Requirements of officials needed.***
- F. The following minimum qualifications shall be required of other Officials in the Tricks event.
1. Trick Timer: Regular Judge
  2. Backup Timer: Assistant Judge
- G. Official's Conflict of Interest: Conflicts of interest, as defined by the following, shall not be permitted in Record Capability or Cash Prize tournaments.
1. An official for an event shall have no conflict of interest with respect to any skier competing in that event. For this purpose "official" shall include boat drivers, event judges, scorers and all secondary positions.
  2. At least one-half of the Appointed Judges shall have no conflict of interest with any skier competing in the event. If a conflict of interest exists, the appointed official so affected shall not rule.
  3. The appointed officials to the Team Trials must have no conflict of interest with any skier competing in the Trials.
- H. A conflict of interest shall be regarded as existing if the official is:
1. A member of the immediate family of a contestant, to include lineal descendants and ancestors, brothers, sisters, and spouses of the contestant or any of the above family members.
  2. In a position which may give the appearance of a lack of independence. These conflicts shall be determined by the Chief Judge with respect to event officials and by the Appointed Judges with respect to the Chief Judge and other appointed officials.
- I. Record Capability tournaments shall require a minimum of five Appointed Judges in addition to the Chief Judge.
- J. IWWF-sanctioned Record Capability tournaments (Class L or R) must include one official certified by the Pan American Confederation or IWWF National

Federation and this may be one of the chief officials. That official needs to be on site during a multi round tournament only while those events are being run.

## 15.06 Technical Requirements

- A. For the Tricks event, a manually triggered "automatic-countdown" timing device shall be used. Alternatively, a video-based frame-counting device which has been approved by the Technical Committee may be used.
- B. ***Deleted***
- C. All trick passes must be video recorded from the boat. If a review is required, each judge will review the recording individually and independently at normal speed only. (see Rules 11.20 and 15.06.A)
- D. Slalom Requirements:
  - 1. End-course video
    - a. End Course shall be recorded in the Slalom event for all passes. A rigidly mounted video camera shall be operated from a point on the centerline on at least one end of the slalom course, adjusted to show all of the boat guides in clear focus and equipped with sufficient power to display the far entrance/exit gate occupying at least 1/6th of the full width of the screen (1/3 width or larger is recommended).
    - b. It is recommended that a radio receiver be placed by the recorder so that all radio transmissions are recorded on the audio track, and that the skier's name and speed and/or line length be announced on each pass, and the actual times recorded by the official timing devices also be announced.
    - c. A black 5cm (2") (approximately) wide strip on the middle of the windshield will be used to show up on the end course video. If the boat already has a visible center mark on the windshield this is not necessary. A visible mark would be a center seam between two halves of the windshield or a center swing out window that would have vertical seams on either side of center. The mark, if required would only need to come up approximately half way to the top of the windshield, but be clearly visible in the end course video.
    - d. A mark or small post on the top of the windshield that is visible in the end-course video camera (both directions) shall be placed 20 cm from the center of the windshield on both sides of the center to aid in the determination of the 20 cm deviation (for onsite video review).
    - e. The Chief Driver shall be responsible for ensuring that the end-course

video is monitored by an official for compliance with Rule 10.07 and that any driving adjustments or corrections are communicated to the driver.

f. The video recordings of non-record passes shall be submitted to the Regions' Drivers Committee Representative.

g. Video Specifications

1. Video to be used: For Judging purposes and record review process, only video from the official cameras can be used.
  2. Video Property: All videos become the property of AWSA and shall be kept in the custody of the Chief Judge during the competition. At the end of the competition the responsibility of the videos goes to the organizer, who must keep them in custody or uploaded to a suitable storage site for one year, in such a way that they are available if required by AWSA.
  3. Recommendations: All recorded video for Tricks and Slalom be recorded at 30 FPS and all video should have a minimum resolution of (NTSC:640x480).
2. The average of the six "F" (skier buoy width) dimensions shall not be less than 11.48 meters. See the official Slalom Course Diagram in the Appendix.
  3. The judging area on each side of the course shall be located within 44 degrees  $\pm$  3 degrees from the course centerline (rotated clockwise about a point at the center of the entrance gate to the left end of the course as seen from that observation point). If it is not feasible to place the judges' tower at the prescribed angle, a video camera may be mounted at the proper angle and the live signal fed to a monitor in the judges' tower, so that the appropriate event judge(s) can observe the gates. Judgment on the gates will be made by viewing the monitor. The signal will be taped so that review is possible. Also see Rule 10.08.B for an optional method of judging slalom.
- E. The "Record Tolerances" shall be used in verifying boat times in the Jumping event only when a skier is at the maximum speed for his division. See Rule 9.17 and the tables in the Appendix.

## **RULE 16 - CASH PRIZE TOURNAMENTS**

### **16.01 General**

- A. Any and all divisions may be scheduled.
- B. A notice similar in content to the following should be printed on the entry form: "USA-WSWS hereby notifies all officials, water skiers and their guardians that participation as a contestant or official in a water ski show, exhibition, or tournament where awards of money or products are given may adversely affect their amateur standing in any or all sports."

- C. Organizers should be aware that it may be required that cash prizes be paid directly to the President of the skier's IWWF region or to the skier's national federation. Organizers must agree that upon request of any competitor or national federation this condition will be honored.
- D. All Chief officials (Chief Judge, Chief Driver, Chief Scorer, Chief Technical Controller, and Chief Safety Director) shall be separate individuals.
- E. Any AWSA Club organizing a tournament with a cash prize may petition the Executive Committee for permission to conduct the tournament under rules exceptions. This petition, along with the entire rules exception proposal, must be submitted to the Executive Committee at least 21 days before the tournament, and must be acted upon by the Executive Committee within 7 days. Upon written approval the rules exceptions must be included in the tournament announcement, and referenced in mailings to all participants. The AWSA sanction fee will be established by the Executive Committee on an individual basis.

# **Appendix**

## **Rules Interpretations**

### Team Qualifications

Each region will determine the teams that compete at the Regional Championship. The top 2 teams from each region will go on to Nationals to compete for the National Team Title. The team championship is NOT a separate event; rather points are accumulated while the team skiers compete in their individual divisions/events.

Each region has a commissioner and each team will have a captain that selects the skiers on the team.

Each team shall be comprised of 5 men, 5 women, and 5 juniors from the same state/area across Slalom, Trick and Jump. All three events are included in the scoring. The members of the teams do not need to be qualified for Regionals, and they do not need to be qualified for Nationals.

The top 4 scores for each event (Slalom, Trick, Jump) for each group (Men, Women, Juniors) will be used for determining the Team Scores.

The scores will be generated through a placement point system based on NOPS. The top 4 scores for each team in each event would be accumulated to become the team score.

Substitutions between Regional Championships and National Championships are allowed at the discretion of the Regional Commissioner. Any substitute on a team must be from the same area/state and must have skied in the Regional Championships. For further details, refer to the team skiing details on [www.usawaterski.org](http://www.usawaterski.org).



## **2019 IWWF/AWSA Rules Differences**

These are the most significant differences between the current IWWF and AWSA rules as they apply to the running of the actual events of Slalom, Tricks, and Jumping, as opposed to the administration of a tournament. Refer to AWSA Rule 1.01 for the use of AWSA and IWWF rules in Class L and R tournaments.

### **A. General:**

1. **Schedule Changes** (IWWF 2.04/AWSA 2.03): AWSA Rules stipulate that all affected skiers or their representatives must be directly notified of any changes. IWWF requires similar notification but through posting alone.
2. **Placements, Ties and Runoffs:** The only AWSA-Sanctioned tournaments at which IWWF rather than AWSA rules on the subjects of Placements and Ties and Runoffs would be used, are cash-prize events whose placements are eligible for inclusion on the IWWF Elite Ranking List. Officials at those few events should consult the current IWWF rulebook for applicable details. All other AWSA-Sanctioned tournaments will use solely AWSA rules with respect to Placements and Ties and Runoffs.
3. **Number of rounds and site limitations** (IWWF 16.02/AWSA 1.02/1.09): AWSA allows 3 rounds per tournament per day with no limitations for sites or four rounds over two or more days. IWWF allows no more than four rounds per tournament and limits the sites to a maximum of four rounds with three days between tournaments.
4. **Unfair Conditions** (IWWF 8.02/AWSA 7.01): AWSA Rules protect scores on an optional reride in the case of a malfunction of tournament-supplied equipment. IWWF Rules do but with some restrictions.
5. **Speed Control** (IWWF 10.07/AWSA 8.10): IWWF requires that a written record of speed control settings and changes thereto be maintained. AWSA contains no such provisions.

### **B. Slalom:**

1. **Rope Length** (IWWF Rule 14.07/AWSA Rule 10.06.C): IWWF Rules specify rope lengths starting with an 18.25m rope; AWSA Rules specify rope lengths starting with a 23m rope.
2. **Starting Rope Lengths** (IWWF 14.07/AWSA 10.06.D.2): AWSA Rules allow the skier to start at any line length below maximum speed. IWWF Rules do not. However, an interpretation from IWWF has indicated this is permissible. Both permit the optional skipping of passes in initial rides and the run-offs. Zero Based Scoring is allowed for certain tournaments where

the skier may elect to shorten before reaching maximum speed. If the skier chooses this option they will need to complete a pass at the division maximum speed before the score will go on the IWWF Ranking List. Skiers may not ski above their maximum IWWF division speed.

3. **Handle Throws & Damaged Equipment** (IWWF 14.15 & 8.04/AWSA 10.11 & 10.15): AWSA Rules no longer imply that slalom is a continuous event and allow handle throws and requests for damaged equipment time-outs between passes. IWWF Rules have no such stipulations but do allow for similar damaged equipment time-outs on passes leading to a re-ride.
4. **Slow Time and Scoring** (IWWF 14.03/AWSA 10.10.B.1): At class C and below, AWSA allows an improvement in score on a slow time, IWWF does not.
5. **Delays over 10 minutes** (IWWF 8.02/AWSA 10.10.D.4) Both state that if there is a delay of 10 minutes or more the skier may take an unscored jump or warm up slalom pass. AWSA also lets the slalom skier start over with an unprotected score.
6. **Scoring** (IWWF 14.07 & 14.11 /AWSA 10.06 & 10.13): IWWF requires the skier to start at maximum speed and 18.25m (unless the event judges determine otherwise), or shorter if the finals, and the skier shall receive additional buoys for the skipped (required or elected) passes. AWSA does not contain these provisions. However, IWWF has issued an interpretation that they do not object to slower starting speeds, however such passes are un-scored under IWWF.

### C. Tricks:

1. **Practice Falls** (IWWF 15.02/AWSA 11.04.B): Under IWWF Rules, no practice falls are allowed. The handle throw rule is the same.
2. **Fake Falls** (IWWF Rule 15.02 [last paragraph]): If a majority of the event judges determine that the skier has fallen deliberately after the end of his (first) 20-second pass, he loses the right to continue the round. This judgment decision is to encourage the skier not to attempt such a fall at all.
3. **Declared Trick Lists** (IWWF 15.16): IWWF Rules may require submission of trick lists. AWSA does not. If required to be submitted, neither require adherence to the list to receive credit for tricks performed if a majority of the judges give credit.
4. **Video Review** (IWWF 15.11/AWSA 11): IWWF specifically states that the skier will not be held between passes for any video review. AWSA contains no such provision.

5. **Six Flips** (IWWF 15.17/AWSA – Not Applicable): IWWF limits the number of scored flips to six and AWSA does not. A skier may attempt more than six flips under IWWF but only the highest scoring six will be scored.

## E. Jumping:

1. **Helmets** (IWWF 7.09/AWSA 12.05.B): IWWF Rules state that the skier must wear a suitable helmet without further definition. AWSA Rules stipulate the wearing of protective head gear with a definition of what that is and further recommendations, but recommendations only, and no specifics.
2. **Waived Reride Request and Conditions prior to jump course** (IWWF 13.01/AWSA 9.10.F): AWSA Rules state that, once a skier has taken a definite cut toward the ramp, he automatically waives any reride request regarding conditions encountered prior to the start of the timing course. IWWF Rules read that, after the skier passes the 180m buoy, he can no longer request a reride for conditions prior to the buoy unless he has thrown the handle by that time. For conditions encountered after these points in the course, the rules are the same in that a skier may request a reride but it is up to the event judges.
3. **Women at .255 ratio and Men at .271 ratio** (IWWF 13.01 and 13.02/AWSA 9.16.C.4): Under AWSA Rules only Open Women are allowed the .255 option and only Open Men are allowed the .271 option. IWWF rules further specify that Women may only jump at .255 if they can show a certified result of 38m (125') on a .235 ramp, and Men may only jump at .271 if they can show a certified result of 48m (158') on a .255 ramp. In both the Men and Women cases, the AWSA Open Men and Open Women qualification levels (Level 9) at the time of publication of this rulebook are well above those IWWF fixed criteria.
4. **Jump speeds IWWF +55 increased.** Allow the women +55 to jump at 51kph, while AWSA speeds for that age remain 48kph/29.8mph.
5. **41 meter segment Timing** (IWWF 13.04/AWSA 9.09): AWSA requires timing of the 41m segment in all instances. IWWF only requires that the 41m segment speed does not exceed the division maximum when using their optional (fast 41m segment) method in cases where the speed is below the division maximum. IWWF requires three-segment timing of 52m – 82m – 41m, while AWSA requires reporting 3 segment jump times, although using two segment timing of 82m and 41m as controlling.
6. **Jump Distances and Outcomes** (IWWF 13.11/AWSA 9.03): IWWF

requires the judge offer the skier a reride in the event the distance is not communicated or is miss-communicated to the skier. The reride may or may not be protected as determined by the judges. AWSA requires that the outcome of each jump, including any reride situations, be communicated to the skier, but does not require the judge to offer a reride if there is a failure in this procedure.

- 7. Ramp Setting Chart: *IWWF is changing the Ramp Setting Chart for 2019, AWSA will match if there is approval from BOD. Look for a revised version of this rulebook.***

## **Officials Development Program** **Disciplinary Procedures**

*(Judges • Scorers • Drivers • Safety Directors • Technical Controllers)*

With each step, written approval of two-thirds of the Appointed Judges is required to take action against an official, and this approval must be recorded and included in the report to the appropriate entity as specified below.

### ***First Offense to Be But Not Limited To:***

- On-site notification and warning by the Chief Judge with written report of action to committee chair

The record of this offense will be removed from the official's file in one year from the date of infraction provided no further offenses occur.

### ***Second Offense to Be But Not Limited To:***

- Letter of reprimand from the entire committee
- Not officiate at the immediate next Regionals or Nationals, or both, after the date of the letter of reprimand, with written report of action to Sport Division President

Providing no further offenses occur, and without removing the record of this offense from the official's file, the time limit on this offense for further discipline will end two years from the date of infraction.

### ***Third Offense To Be But Not Limited To:***

- Letter from Sports Division President
- Downgrade mandatory with written report of action to Sport Division Board of Directors

Providing no further offenses occur, and without removing the record of this offense from the official's file, the time limit on this offense for further discipline will end three years from the date of infraction and the official may start work from the beginning on the rating lost.

### ***Fourth Offense To Be But Not Limited To:***

- Board of Directors to vote on complete loss of Officials rating

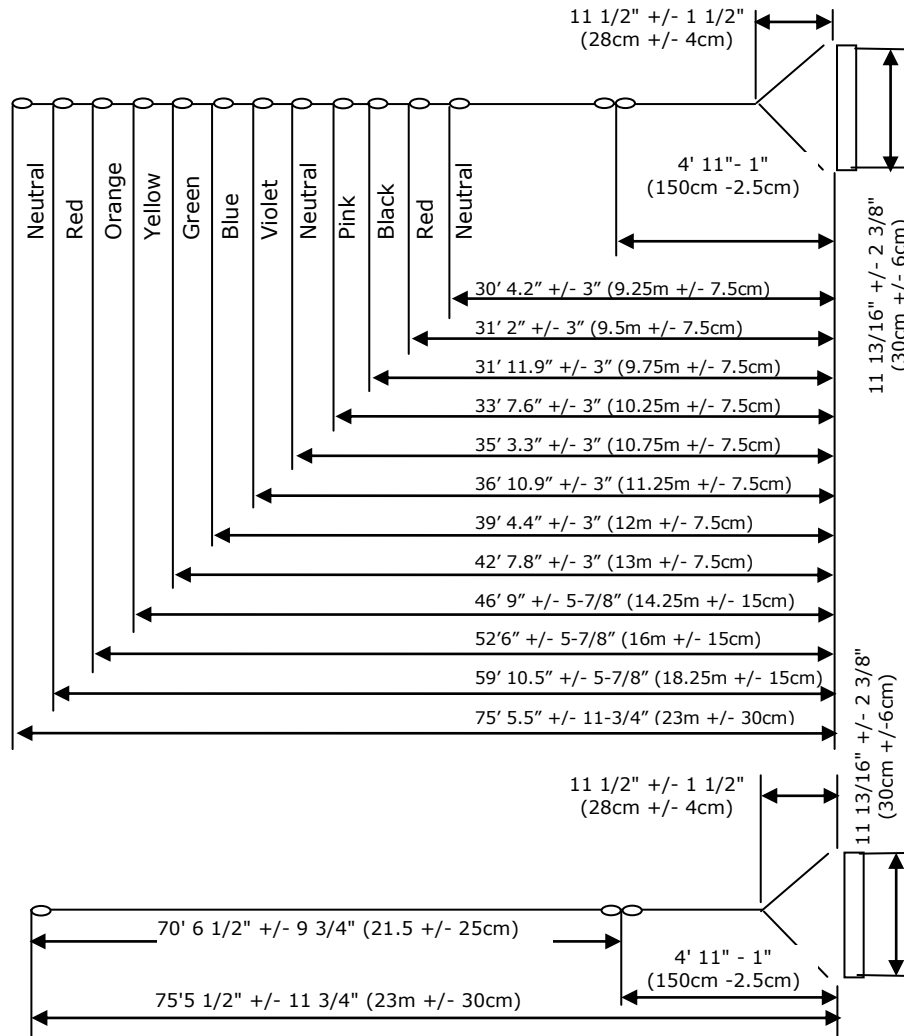
After three years from the date of infraction, the official may start over again with the application process at the Assistant rating level.

All disciplinary procedures and actions must comply with the bylaw articles regarding ineligibility of participation, grievance, and due process. These procedures are not intended for the occasional honest mistake, only for those habitually breaking the rules.

The following are examples of violations, but are not all-inclusive:

- All Officials:**
1. not following the rules in order to enhance skier performance or site reputation by:
    - abusing any tolerance (Rule 1.12, etc.)
    - allowing abuse of any tolerance without reporting it or taking corrective action, if appropriate;
  2. not following the rules after having been notified of the problem;
  3. not following the rules tournament after tournament;
  4. Engaging in verbal or physical abuse of other officials or tournament personnel.
- Judges:**
1. manipulating the timing in tricks to give the skier more or less than 20 seconds
  2. knowing that the speed deviation was more than ½ mph and not granting a reride
- Scorers:**
1. intentionally giving a skier or group of skiers a better or worse score in any event or overall
  2. manipulating the points and credits in scoring tricks to produce more or less points for a skier or group of skiers
- Drivers:**
- Driving to enhance skier performance with:
- consistently slow times during a Slalom event with one or a group of skiers
  - a boat path consistently favoring or disfavoring one or a group of skiers
  - consistently fast times during a Jump event with one or a group of skiers
- Safety Directors:**
- Not following the rules as written in the official AWSA Tournament Safety Manual by:
- not checking skier equipment, the jump ramp or the starting dock
  - not using a safety boat and personnel as prescribed
- Tech. Controllers:**
- Setting up the ski site in violation of the rules to enhance skier performance by:
- setting slalom courses too narrow
  - allowing the use of excessively long slalom towropes
  - allowing timing systems to be operated without prior checking
  - filling out record application forms incorrectly
  - setting up the ramp incorrectly

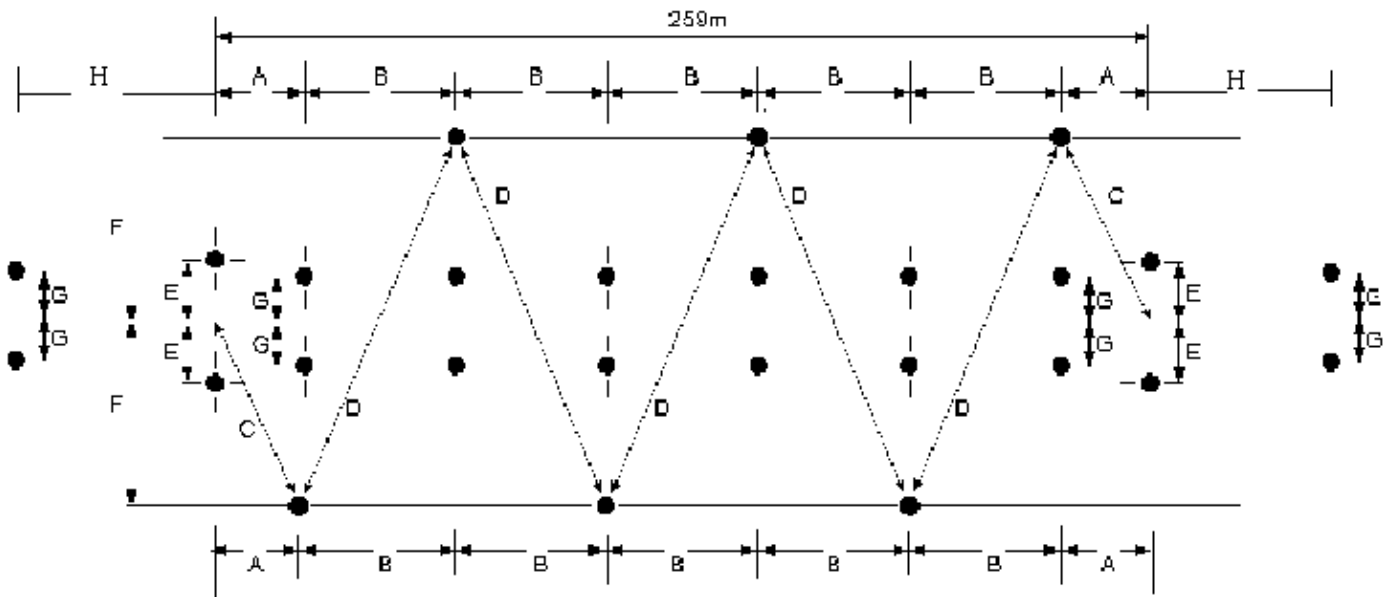
## Tow Line Dimensions



**\*Note:**

- 1) For tournament-supplied handle sections, the bridle length shall be 150cm - 2.5cm (4'11" - 1") inside handle to inside loop with 20 kg (44lb) load.
- 2) For skier-supplied handles in the Slalom and Jumping event, the bridle length may be 150cm +2.5cm/-10cm (4'11" +1"- 4") inside handle to inside loop with 20kg (44lbs).
- 3) The maximum bridle length of all SLALOM handles after skiing is 152.5cm (5'-0") with 20kg (44lb) load.
- 4) All measurements are from inside the handle to inside of loop.

## Official Slalom Course



Dim	Metric			English					
	Actual	Minimum	Maximum	Actual		Minimum		Maximum	
<b>OA</b>	259m	258.353m	259.648m	849'	8 <sup>7</sup> / <sub>8</sub> "	847'	7 <sup>3</sup> / <sub>8</sub> "	851'	10 <sup>3</sup> / <sub>8</sub> "
<b>A</b>	27m	26.865m	27.135m	88'	7"	88'	1 <sup>5</sup> / <sub>8</sub> "	89'	1/4"
<b>B</b>	41m	40.795m	41.205m	134'	6 <sup>1</sup> / <sub>8</sub> "	133'	10 <sup>1</sup> / <sub>8</sub> "	135'	2 <sup>1</sup> / <sub>4</sub> "
<b>C</b>	29.347m	29.2m	29.494m	96'	3 <sup>3</sup> / <sub>8</sub> "	95'	9 <sup>5</sup> / <sub>8</sub> "	96'	9 <sup>1</sup> / <sub>8</sub> "
<b>D</b>	47.011m	46.776m	47.246m	154'	2 <sup>3</sup> / <sub>4</sub> "	153'	5 <sup>3</sup> / <sub>8</sub> "	155'	1/8"
<b>E</b>	1.25m	1.188m	1.313m	4'	1 <sup>1</sup> / <sub>4</sub> "	3'	10 <sup>3</sup> / <sub>4</sub> "	4'	3 <sup>3</sup> / <sub>4</sub> "
<b>F</b>	11.5m	11.385m	11.616m	37'	8 <sup>3</sup> / <sub>4</sub> "	37'	4 <sup>1</sup> / <sub>4</sub> "	38'	1 <sup>3</sup> / <sub>8</sub> "
<b>G</b>	1.15m	1.035m	1.265m	3'	9 <sup>1</sup> / <sub>4</sub> "	3'	4 <sup>3</sup> / <sub>4</sub> "	4'	1 <sup>3</sup> / <sub>4</sub> "
<b>H</b>	55m	54.725m	55.275m	180'	5 <sup>3</sup> / <sub>8</sub> "	179'	6 <sup>1</sup> / <sub>2</sub> "	181'	4 <sup>1</sup> / <sub>4</sub> "
<b>Tolerances (±)</b>									
1/4% on 259m					5% on E				
1/2% on A,B,C,D,H					10% on G				
1% on F									

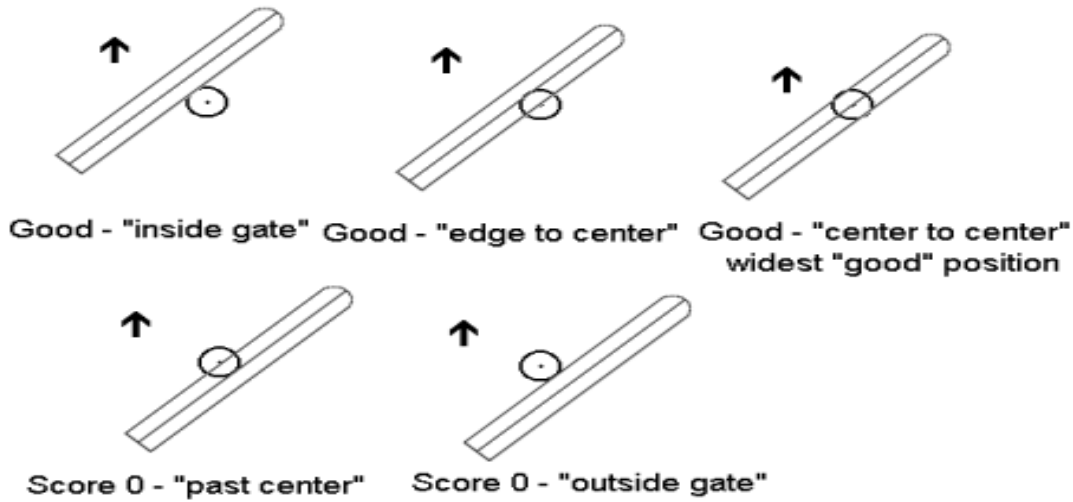
At all Record Capability tournaments (E,L,R) including Regionals and Nationals, boat path alignment gates consisting of cylindrical buoys (green recommended) of a color contrasting to the official course buoys, and placed outside the official course at a distance of 55m (180' 5<sup>3</sup>/<sub>8</sub>" ) before the end and at either end and at the 1.15m (3' 9<sup>1</sup>/<sub>4</sub>" ) width of the interior boat guide buoys—are mandatory. Where practical, their use is recommended at all other events.



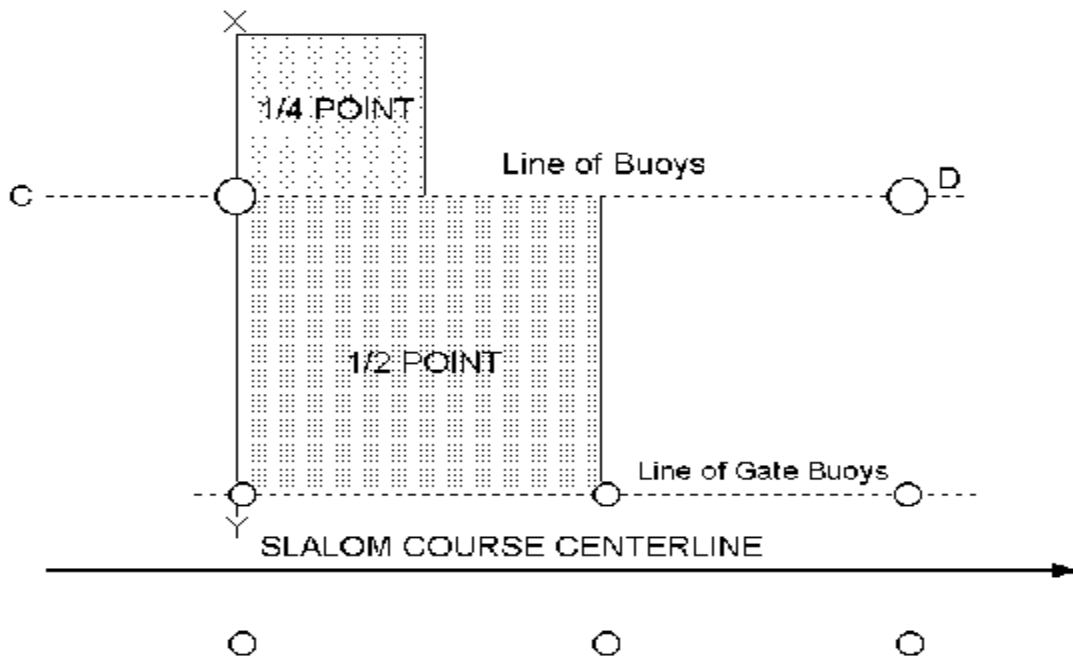
# Slalom Entrance Gate Judgment Right Hand Gate Buoy

(All references are to the front foot in binding)

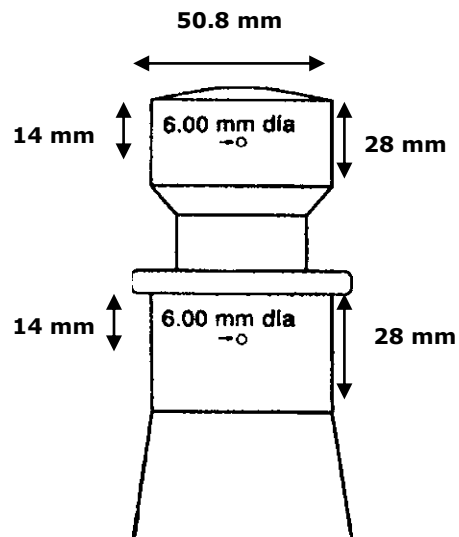
## Gate Judgement - Right Hand Gate Buoy



## Slalom Scoring Diagram

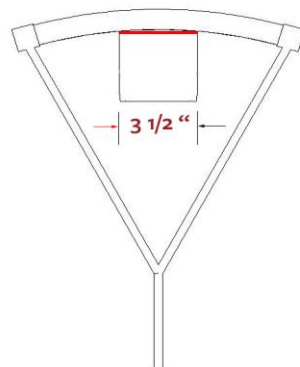


## Tow-Pylon Specifications Diagram

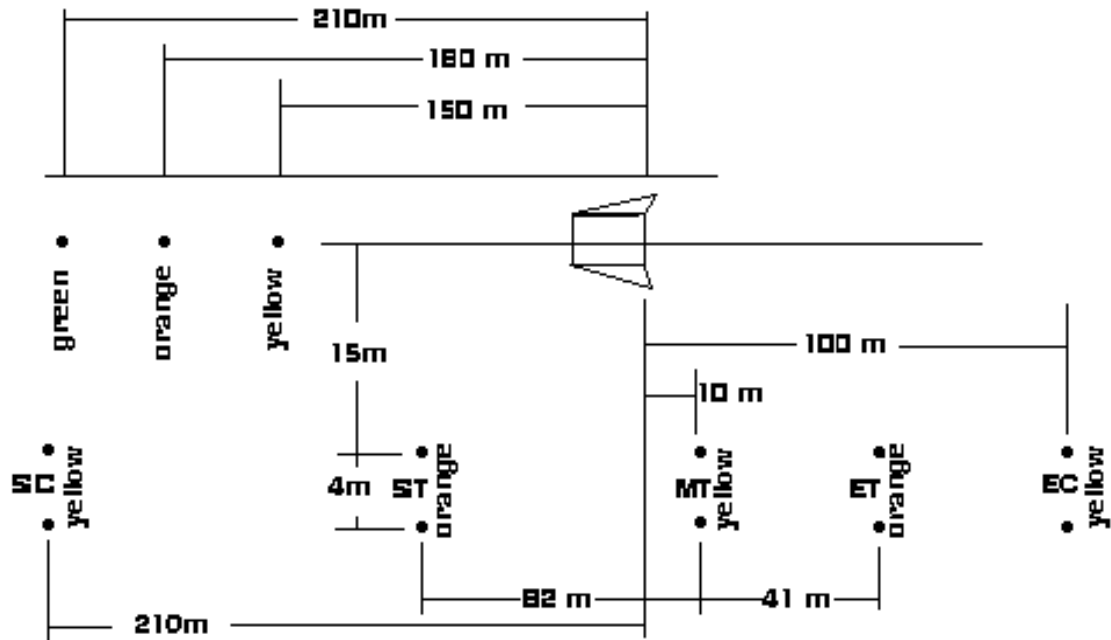


## Handle Measuring

Block edge furthest from the attaching loop is the official measurement point for ALL handles, both curved and straight.



## Official Jump Course Diagram



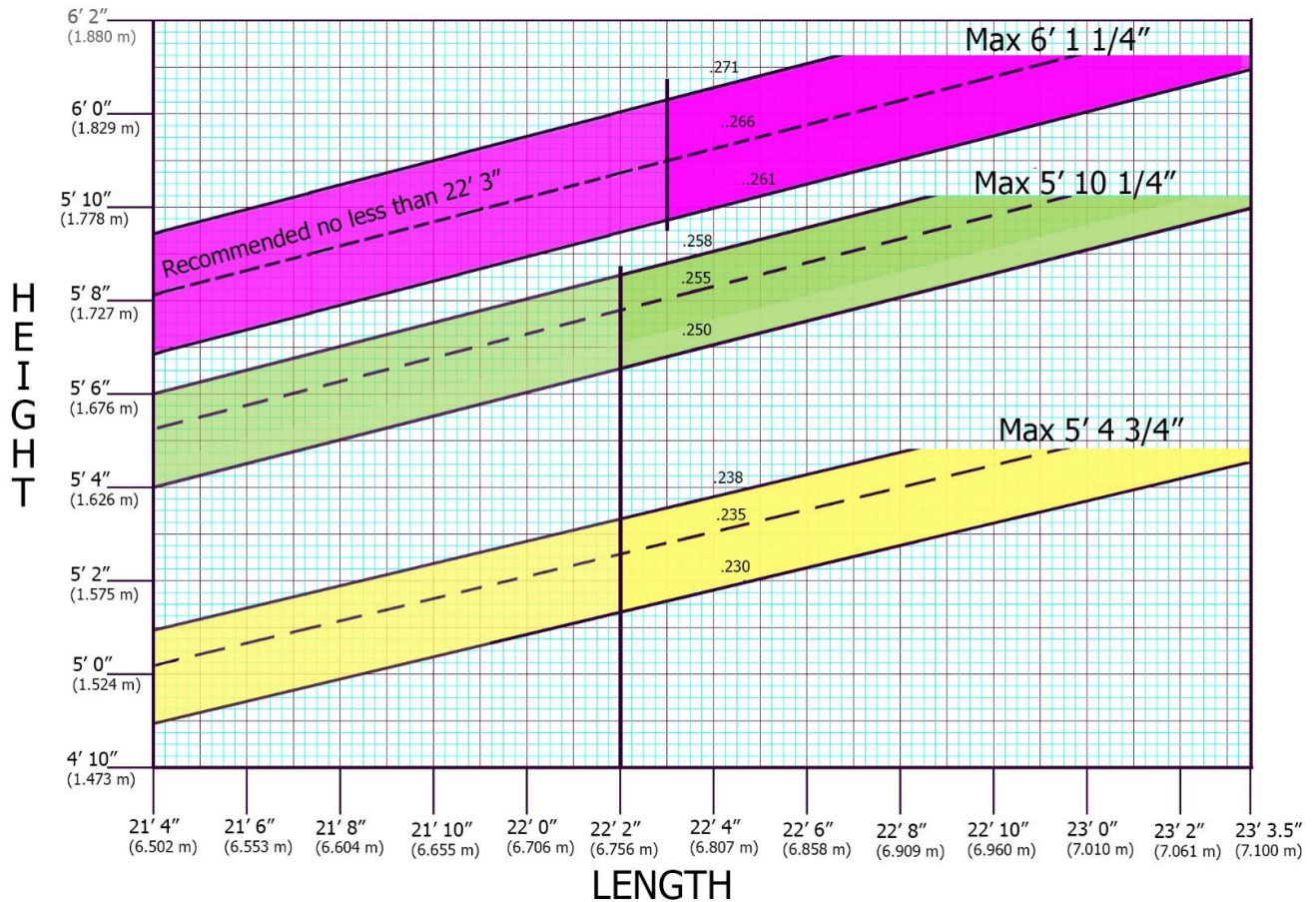
<b>Jump Course Dimensions and Tolerances</b>		
Dimensions	Tolerances	Range
210m (688' 11 <sup>3</sup> / <sub>4</sub> "	1.0%	207.9m – 212.1m (682' 1" - 695' 10 5/8")
180m (590' 6 <sup>1</sup> / <sub>2</sub> "	1.0%	178.2 - 181.8m (584' 7 <sup>3</sup> / <sub>4</sub> " - 596' 5 <sup>1</sup> / <sub>2</sub> "
150m (492' 1 <sup>1</sup> / <sub>2</sub> "	1.0%	148.5 - 151.5m (487' 2 <sup>1</sup> / <sub>2</sub> " - 497' 1 <sup>1</sup> / <sub>2</sub> "
100m (328' 1"		90.0 - 102.0m (301' 8 <sup>1</sup> / <sub>4</sub> " - 334' 7 <sup>3</sup> / <sub>4</sub> "
82m (269' 1 <sup>1</sup> / <sub>4</sub> "	0.5%	81.59 - 82.41m (267' 8 <sup>1</sup> / <sub>4</sub> " - 270' 4 <sup>1</sup> / <sub>2</sub> "
41m (134' 6 <sup>1</sup> / <sub>4</sub> "	0.5%	40.795 - 41.205m (133' 10" - 135' 2 <sup>1</sup> / <sub>4</sub> "
4m (13' 1 <sup>1</sup> / <sub>2</sub> "	2.5%	3.9 - 4.1m (12' 9 <sup>1</sup> / <sub>2</sub> " - 13' 5 <sup>1</sup> / <sub>2</sub> "
15m (49' 2 <sup>1</sup> / <sub>2</sub> "		
to ramp high center	1.0%	14.85 - 15.15m (48' 8 <sup>3</sup> / <sub>4</sub> " - 49' 8 <sup>1</sup> / <sub>2</sub> "
- to 150m, 180m	± .5m	14.50 - 15.50m (47' 6 <sup>3</sup> / <sub>4</sub> " - 50' 10 <sup>1</sup> / <sub>4</sub> "
10m (32' 9 <sup>3</sup> / <sub>4</sub> "	2%	9.8 - 10.2m (32' 1 <sup>3</sup> / <sub>4</sub> " - 33' 5 <sup>1</sup> / <sub>2</sub> "

The ramp must be parallel to the jump course and slightly open. The tolerance for standard jumping is between +1.00 degrees and +2.50 degrees open, with +2.00 recommended. Open means that the high end of the ramp is turned away from the jump course while the center of the high end remains on the 15m dimension.

The 15 MT buoy may be sunk below 1/2 of its volume. However, it must be clearly visible. No obstructions or marker buoys (used for video distance measurement or spectator reference buoys) shall be within 8m from the ramp centerline for safety purposes so that they will not interfere with the skier while landing. SC buoys recommended for driver alignment, but the 210' green buoy optional.

# Ramp Setting Chart

**Scale: one small division = 1/4 inch**



Metric measurements in ( )

**Instructions:** Calculate the ramp angle ratio for any particular setting by taking the Height at top edge dividing it by the Length out of water. The calculated ratio must be within the specified tolerance as indicated below and as highlighted in area above. The dotted line is most desirable (0.235/0.255/0.266). Graph is only a guide.

**Effective 2/2019:** The max ramp surface length out of water may be increased to 7.1m (23'-3.53"), maintaining a minimum length of 50 cm (1'-7 3/4") under water. The Open Men angle ratio was changed from 0.271 to **0.266 +/- 0.005**. The minimum tolerance on 0.235 and 0.255 was changed to **allow the existing ramps to remain in tolerance for class L/R**.

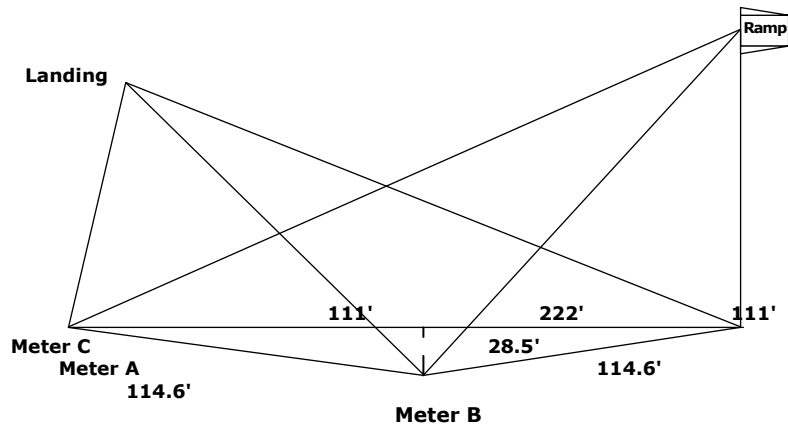
**Tolerance for all Classes:**

- 5ft: Ratio is 0.235 +0.003/-0.005 with a Max height 5'-4 3/4";**
- 5.5ft: Ratio is 0.255 +0.003/-0.005 with a Max height 5'-10 1/4";**
- 6ft: Ratio is 0.266 +/-0.005 with a Max height 6'-1 1/4";**
- with a minimum length of 1'-7 3/4" under water.**

**Recommended settings:**

- 5ft set 5'-2 1/2" with length 22'-3";
- 5.5ft set 5'-8 1/2" with length 22'-3"; 6ft set 5'-11" with length 22'-3" (or 6'-0" w 22'-8" for jump w longer surface). Ramp Angle Open should be 1.8 deg.

## **AWSA Computer Benchmark for Jump Meter Set-Up**



Meter Arrangement	Protractor Alignment
Distance AC = 222 feet Meter B centered between A and C and set back 28.5 feet  Distances AB = BC = 114.6 feet Ramp is directly opposite Meter A and 120 feet out	Meter A to Meter B = 180 Meter A to Meter C = 165.6 Meter B to Meter A = 0 Meter B to Meter C = 151.2 Meter C to Meter A = 14.4 Meter C to Meter B = 0

Important Note: The example shown above is theoretical and does not imply that all meter systems must conform to this diagram. It is generally recommended that Meter B be positioned approximately 110 feet ahead of the ramp and, if practical, behind the AC baseline by up to 40 feet. Meters A and C should be equally spaced away from Meter B so that the AC distance is 2 to 2½ times the distance from the center of the AC meter baseline to the center of the landing zone.

The observed meter sightings to the ramp center sighting mark (see Rule 9.16.B.9), and to the 15ET buoy of the timing course, must produce triangles within the tolerances specified in Rule 9.16.A. Computer programs to be used for calculating jump distances must produce the results shown in the meter set-up cases shown below and in the distance calculation cases which appear on the following page.

For the meter and protractor arrangement shown above, the computer should produce the results shown below for the various ramp (upper table) and 15 ET (lower table) sighting angles listed:

Meter A	Meter B	Meter C	Ramp X	Ramp Y	Triangle	Status
75.6	38.823	42.793	0.00	120.00	-0-	Exact
75.6	38.8	42.8	-.04	120.01	.09	Acceptable
75.6	38.7	42.9	-.33	120.34	.67	N/G for RC
75.7	38.7	42.9	-.17	120.20	.76	Too Large

Meter A	Meter B	Meter C	Distance	Triangle	Status
120.28	91.501	86.491	174.40	-0-	Exact
120.3	91.5	86.5	174.40	.07	Acceptable
120.2	91.6	86.4	174.45	.66	N/G for RC
120.2	91.6	86.3	174.22	.81	Too Large

## **AWSA Computer Benchmark for Jump Distance Calculation**

To verify that a computer program in computing distances correctly according to the provisions of Rule 9.12, the operator must show that it produces identical results for all the test cases below, based upon the meter set-up shown on the preceding page. The first set of cases are based on the rules for Class C tournaments or below (see Rules 9.12.B and 9.12.C.4).

Case	Meter A		Meter B		Meter C		Official Distance	Triangle Size	Notes
	Upper	Lower	Upper	Lower	Upper	Lower			
1	106	Same	58	Same	50.3	Same	67'	-0-	
2	105.13	Same	58	Same	50.3	Same	65'	1.02'	
3	105.14	Same	58	Same	50.3	Same	66'	1.01'	
4	137.9	Same	109	Same	91.7	Same	199'	-0-	
5	137.9	Same	109	Same	93.72	Same	201'	1.70'	
6	137.9	Same	109	Same	93.73	Same	202'	1.71'	
7	126.3	Same	81	Same	60	Same	125'	-0-	
8	126.3	Same	80.1	Same	60	Same	123'	1.65'	
9	126.3	Same	80.11	Same	60	Same	124'	1.63'	
10	126.3	Same	79.93	Same	60	Same	123'	1.96'	
11	126.3	Same	79.92	Same	60	Same	123'	1.97'	Note 1
12	126.3	Same	79.39	Same	60	Same	123'	2.94'	Note 1
13	126.3	Same	79.38	Same	60	Same	W/T	2.96'	121-125 W/T
14	105.57	106.43	57.63	58.37	50.01	50.59	67'	-0-	No spreads
15	105.56	106.44	57.61	58.39	50	50.6	67'	-0-	Uses avgs.
16	106	106.88	58	58.78	50.3	50.9	67'	-0-	Uses uppers
17	106.88	106	58.78	58	50.9	50.3	67'	-0-	Uses lowers
18	106	105.12	58	Same	50.3	Same	66'	.51'	A average
19	106	Same	58	57.23	50.3	Same	66'	.85'	B average
20	106	Same	58	Same	50.3	49.7	67'	.64'	C average
21	137.66	138.14	108.65	109.35	91.18	92.22	199'	-0-	No spreads
22	134.64	138.16	108.64	109.36	91.17	92.23	199'	-0-	Uses avgs.
23	137.9	138.41	109	109.72	91.7	92.77	199'	-0-	Uses uppers
24	100.6	Same	50.6	Same	45.58	Same	51'	-0-	Note 2
25	134.42	Same	100.6	Same	79.4	Same	174'	-0-	Note 2

**Note 1:** These should not be classified as wide triangles under Class C tournament rules (Rule 9.12.C.4).

**Note 2:** These are theoretical special cases which may cause difficulty with some computing devices or programs -- consult the AWSA Technical Handbook if either of these cases fails or produces incorrect results.

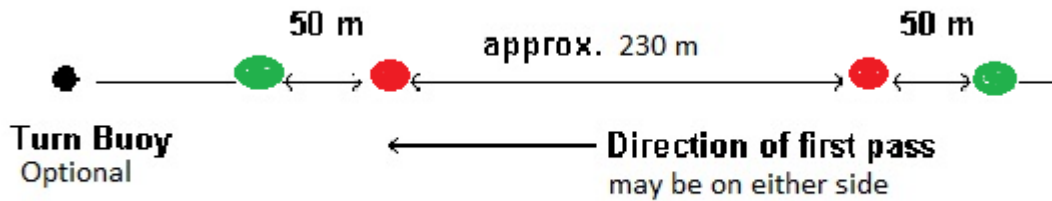
The additional following test cases must also be run to verify that the special provisions for Record Capability tournaments function correctly (see Rules 9.12.B and 9.12.C.4):

Case	Meter A		Meter B		Meter C		Distance Ft./m	Triangle Size	Notes
	Upper	Lower	Upper	Lower	Upper	Lower			
26	137.9	Same	109	Same	93.53	Same	201/61.3	1.54'	
27	137.9	Same	109	Same	93.54	Same	201/61.4	1.55'	
28	126.3	Same	79.93	Same	60	Same	123/37.6	1.96'	
29	126.3	Same	79.92	Same	60	Same	W/T	1.97'	Note 3

**Note 3:** This should be classified as a Wide Triangle, with the short vertex distance at 122 feet (37.2 meters) and the long vertex distance at 125 feet (38.0 meters).

## Official Trick Course

The following diagram shows the placement of an optional turn buoy and an optional 50 m pre-start buoy (*green*) as well as the official trick course (*red*). It is highly recommended that the optional buoys be used.



# Trick Descriptions and Point Values

Category	Description	Surface Tricks				Wake Tricks			
		Trick No.	Trick Code	2 Skis	1 Ski	Trick No.	Trick Code	2 Skis	1 Ski
Spins	Sideslide	1	S	20*	40*				
	180° FB	3	B	30*	60*	14	WB	50*	80*
	180° BF	4	F	30*	60*	15	WF	50*	80*
	360° FF	<b>5a</b>	O	40*	90*	16	WO	110*	150*
	360° BB	<b>5b</b>	BB	40*	90*	17	WBB	110*	150*
	540° FB	<b>5c</b>	5B	50*	110*	18	W5B	310*	310*
	540° BF	<b>5d</b>	5F	50*	110*	19	W5F	310*	310*
	720° FF	<b>5e</b>	7F	60*	130*	20	W7F	800*	800*
	720° BB	<b>5f</b>	7B	60*	130*	21	W7B	480*	480*
	900° FB					22	W9B	850*	850*
900° BF						W9F	850*	850*	
Line Turns	Stepover 180° FB	6	LB	70*	110	23	WLB	110*	160
	Stepover 180° BF	7	LF	70*	110	24	WLF	110*	160
	Stepover 360° FF					25	WLO	200*	260*
	Stepover 360° BB					26	WLBB	200*	260*
	Stepover 540° FB					27	WL5B	300*	420*
	Double Stepover 540° FB						WL5LB		500*
	Stepover 720° FF					27A	WL7F	700*	700*
	Stepover 900° FB					27B	WL9B	800*	800*
	Stepover 540° BF						WL5F	300*	420*
	Double Stepover 540° BF					28	WL5LF		500*
	Stepover 720° BB						WL7B	550*	550*
Stepover 900° BF					28A	WL9F	800*	800*	
Toe Spins	Toe Sideslide		TS		130*				
	Toe 180° FB	8	TB		100*	29	TWB		150*
	Toe 180° BF	9	TF		100*	30	TWF		150*
	Toe 360° FF	10	TO		200*	31	TWO		300*
	Toe 360° BB	11	TBB		200*	32	TWBB		330*
	Toe 540° FB	12	T5B		350*	33	TW5B		500*
	Toe 720° FF		T7F		450	35	TW7F		650*
	Toe 540° BF	13	T5F		350	34	TW5F		500
Toe 720° BB					36	TW7B		650	
Toe Steps	Toe Stepover 180° FB					37	TWLB		320
	Toe Stepover 180° BF					38	TWLF		380
	Toe Stepover 360° FF					39	TWLO		480*
	Toe Stepover 360° BB					40	TWLBB		480*
	Toe Stepover 540° FB					41	TWL5B		600*
	Toe Stepover 540° BF					42	TWL5F		700
Toe Stepover 720° FF					42a	TWL7F		800	
Flips	Back Flip					44	BFL	500*	500*
	Double Back Flip					53	DBFL	1,000	1,000
	Back Flip 180° FB					55	BFLB	750*	750*
	Back Flip 180° BF					57	BFLF	550	550*
	Back Flip 360° FF					54	BFLO	800	800*
	Back Flip 360° BB					56	BFLBB	800	800*
	Back Flip 540° FB					60	BFL5B	900	900*
	Back Flip 540° BF					59	BFL5F	850	850*
	Back Flip Line Back					58	BFLLB	800	800
	Back Flip Ski Line 360° BB					64	BFLSLBB		900
	Front Flip					43	FFL	800*	800*
	Front Flip 180° FB					61	FFLB	850	850
	Front Flip 180° BF					62	FFLF	850	850
Front Flip 360° BB					63	FFLBB	900	900	
Ski Lines	Ski Line 180° FB					45	SLB		350*
	Ski Line 180° BF					46	SLF		400*
	Ski Line 360° FF					47	SLO		400*
	Ski Line 360° BB					48	SLBB		450*
	Ski Line 540° FB					49	SL5B		550*
	Ski Line 540° BF					50	SL5F		550*
	Ski Line 720° BB					51	SL7B		750*
Ski Line 720° FF					52	SL7F		800*	

\* Denotes tricks with allowable reverses. Reverses are the same value as the *original* trick.



## Speed Control Parameter Adjustment Chart for Jump

### JUMP

<b>ZERO OFF PARAMETER</b>	<b><u>Who Determines</u></b>	<b><u>When</u></b>	
<b>TOURNAMENT MODE</b>	<i>Driver/Judge</i>	<i>Before event</i>	<i>TOURNAMENT MODE ONLY</i>
<b>BOAT SPEED</b>	<i>Skier</i>	<i>Before each pass</i>	<i>Set Speed in MPH/KPH</i>
<b>JUMP LETTER</b>	<i>Driver / Judge</i>  <i>With input from skier</i>	<i>Before each jump</i>  <i>Boat crew may adjust as necessary including for the first jump</i>	<i>Hold "SEL" while jump letter is highlighted. Enter skier weight and rated distance. Skier may adjust initial setting +/- 4 letters. Adjust as necessary. Use Jump Letter Chart as an alternative to select initial jump letter</i>
<b>FAST or RTB</b> (Return to Baseline)	<i>Skier</i>	<i>Before each skier based on type of 41 meter segment pull requested</i>	<i>Letter Only = faster segment Letter with "RTB" above = return to baseline</i>
<b>POWER FACTOR</b>	<i>Driver / Judge</i>  <i>With input from skier</i>	<i>5.7 liter engine - start with 6 or 7</i>  <i>6.0 liter engine - start with 4 or 5</i>  <i>Boat crew may adjust as necessary</i>	<i>Range 0 to 15 - Raises or lowers the base speed. A lower number result in boat entering the course slower. At 3 or below there is no additional decrease in baseline (adjustments are then made to the ramp rate of the letter)</i>
<b>41 METER SEGMENT ADDER</b>  (Raises the boat speed in the 41 Meter segment - adds to the target speed)	<i>Driver/Judge</i>	<i>Boat crew may adjust as necessary</i>  <i>Start at 0</i>	<i>ADD - Range = 0 to 9 Start at 0</i>  <i>Adjust as needed for actual times.</i>  <i>This number follows "Power Factor"</i> <i>Example: 6/0</i> <i>(6 is the Power Factor and 0 is the "add")</i>
<b>COUNTER CUT TIME</b>  (Not typically adjusted)	<i>Driver</i>	<i>Before event</i>  <i>May be adjusted for strong head or tail wind to control speed during counter cut</i>	<i>Recommended: 180</i> <i>Head Wind 190</i> <i>Tail Wind 170</i> <i>¾ Cut 160</i>
<b>GPS MAPPING</b>	<i>Driver &amp; Judge</i>	<i>Before event and as needed if off more than 2.5 meters</i>	<i>Map course when pylon is aligned with the start of the timing buoys</i>

## Speed Control Parameter Adjustment Chart for Slalom & Tricks

### SLALOM

<b>ZERO OFF PARAMETER</b>	<b><u>Who Determines</u></b>	<b><u>When</u></b>	
<b>TOURNAMENT MODE</b>	<i>Driver/Judge</i>	<i>Before event</i>	<i>TOURNAMENT MODE ONLY</i>
<b>BOAT SPEED</b>	<i>Skier</i>	<i>Before each pass</i>	<i>Speed in MPH/KPH</i>
<b>A1, A2, A3 B1, B2, B3 C1, C2, C3</b>	<i>Skier  Default is B2 unless skier asks for other setting</i>	<i>Before each pass</i>	<i>A = Slowest engine response B = Moderate engine response C = Fastest engine response  1 = Softest feel behind the boat 2 = Moderate feel behind the boat 3 = Firmest feel behind the boat</i>
<b>"+" SETTING</b>	<i>Skier Default is OFF</i>	<i>Before each pass</i>	<i>With "+" ON – Engine will respond quicker. Speed outside the entrance gate is higher.</i>
<b>GPS MAPPING</b>	<i>Driver &amp; Judge</i>	<i>Before event and as necessary if off more than 2.5 meters</i>	<i>Map course when GPS Puck is aligned with the start of timing buoys</i>

### TRICKS

<b>ZERO OFF PARAMETER</b>	<b><u>Who Determines</u></b>	<b><u>When</u></b>	
<b>BOAT SPEED</b>	<i>Skier</i>	<i>Before each pass</i>	<i>Speed in MPH/KPH</i>
<b>A1, A2, A3 B1, B2, B3 C1, C2, C3</b>	<i>Skier  Default is B2 unless skier asks for other setting</i>	<i>Before each pass</i>	<i>A = Slowest engine response B = Moderate engine response C = Fastest engine response  1 = Softest feel behind the boat 2 = Moderate feel behind the boat 3 = Firmest feel behind the boat</i>
<b>"+" SETTING</b>	<i>Skier Default is OFF</i>	<i>Before each pass</i>	<i>With "+" ON – Engine will respond quicker</i>

**NOTE:** Updated speed control parameters may be posted on the USA WSWs website, accompanied by a revision date, and will supersede the speed control parameters printed in the AWSA Rule Book. No changes shall be made between July 1 and the conclusion of Nationals.

# AWSA Jumping Event Timing Tolerance Table

AWSA Jumping Event Timing Tolerance Table														Revised 1/26/2013	
RECORD	Boat Speed			52m Segment Times (1st)		82m Segment Times (2nd)				41m Segment Times (3rd) **					
Tolerances	Mph	True	Kph	Fast	Slow	Balk	Fast	Ideal	Slow	Fast	Ideal	Slow	RTB Slow		
For use in Class E/L/R	"35"	35.4	<b>57.0</b>	3.25	3.37	5.06	5.11	<b>5.18</b>	5.25	2.36	<b>2.40</b>	2.46	2.66		
	"34"	33.6	<b>54.0</b>	3.43	3.55	5.34	5.39	<b>5.47</b>	5.55	2.54	<b>2.59</b>	2.66	2.81		
	"32"	31.7	<b>51.0</b>	3.63	3.76	5.65	5.70	<b>5.79</b>	5.88	2.68	<b>2.73</b>	2.81	2.98		
	"30"	29.8	<b>48.0</b>	3.86	3.98	6.00	6.05	<b>6.15</b>	6.25	2.84	<b>2.89</b>	2.98	3.17		
	"28"	28.0	<b>45.0</b>	4.11	4.25	6.40	6.45	<b>6.56</b>	6.68	3.01	<b>3.08</b>	3.17	3.39		
	"26"	26.1	<b>42.0</b>			6.85	6.90	<b>7.03</b>	7.17	3.21	<b>3.28</b>	3.39	3.64		
	"24"	24.2	<b>39.0</b>			7.37	7.42	<b>7.57</b>	7.73	3.43	<b>3.51</b>	3.64	3.94		
Tolerance basis:			The tolerance are per IWWF. For Class E this is for reference only.				+/- 0.8 Kph (0.50 Mph)				+1 / -1.5 Kph (+0.62 / -0.93 Mph)		(-1.5 KPH)		
STANDARD	Boat Speed			52m Segment Times (1st)		82m Segment Times (2nd)				41m Segment Times (3rd) **					
Tolerances	Mph	True	Kph	Expected Range		Balk	Fast	Ideal	Slow	Fast	Ideal	Slow	RTB Slow		
For use in Class C and F events	"35"	35.4	<b>57.0</b>	3.22	to 3.43	5.02	5.07	<b>5.18</b>	5.29	2.36	<b>2.40</b>	2.48	2.68		
	"34"	33.6	<b>54.0</b>	3.41	to 3.69	5.30	5.35	<b>5.47</b>	5.59	2.54	<b>2.59</b>	2.68	2.84		
	"32"	31.7	<b>51.0</b>	3.59	to 4.12	5.60	5.65	<b>5.79</b>	5.93	2.68	<b>2.73</b>	2.84	3.01		
	"30"	29.8	<b>48.0</b>	3.80	to 4.26	5.95	6.00	<b>6.15</b>	6.31	2.84	<b>2.89</b>	3.01	3.21		
	"28"	28.0	<b>45.0</b>	3.99	to 4.40	6.34	6.39	<b>6.56</b>	6.74	3.01	<b>3.08</b>	3.21	3.43		
	"26"	26.1	<b>42.0</b>	4.32	to 4.92	6.78	6.83	<b>7.03</b>	7.24	3.21	<b>3.28</b>	3.43	3.69		
	"24"	24.2	<b>39.0</b>	4.70	to 5.16	7.29	7.34	<b>7.57</b>	7.81	3.43	<b>3.51</b>	3.69	3.99		
Tolerance basis:			This is for reference only, not a tolerance				+/- 1.21 Kph (0.75 Mph)				+1 / -2.0 Kph (+0.62 / -1.24 Mph)		(-2 KPH)		
<p><b>** Note – The above 41M Segment boat speed tolerances presume that the boat speed will rise to 3 kph faster than the baseline speed (RTB) once the skier is in the air (except 4.5 kph faster at 57 kph / "35" mph).</b></p> <p><b>*Alternatively, use the "RTB" slow time limit if the skier chooses the "return to baseline speed" basis, or is not sufficiently aggressive to engage the jump switch. The RTB ideal speed is based on true speed with tolerance of -1.5kph</b></p> <p><b>Note: If the skier balks, examine only the 82m segment time against the Balk Colum, See rule 9.09(a).</b></p> <p><b>Note: The 52m segment times(1st) listed for Class E, C &amp; F are not a tolerance, it's a reference from data collected.</b></p> <p><b>Note: 52m, 82m and 41m times are to be recorded for Class C and above.</b></p>															

## Slalom Timing Chart - Record Tolerance ABT

*(Required in Class C or E. See IWWF Rules for Class L or R Events)*

BOAT SPEED		Score:	0-0.5	1-1.5	2-2.5	3-3.5	4-4.5	5-5.5	All 6
KPH	MPH	Display	0	1	2	3	4	5	6
58	36.0	Fast	1.64	4.15	6.67	9.20	11.73	14.25	15.92
		<b>Ideal</b>	<b>1.68</b>	<b>4.22</b>	<b>6.77</b>	<b>9.31</b>	<b>11.86</b>	<b>14.40</b>	<b>16.08</b>
		Slow	1.71	4.28	6.84	9.41	11.97	14.53	16.22
55	34.2	Fast	1.73	4.37	7.03	9.69	12.35	15.02	16.78
		<b>Ideal</b>	<b>1.77</b>	<b>4.45</b>	<b>7.13</b>	<b>9.82</b>	<b>12.50</b>	<b>15.19</b>	<b>16.95</b>
		Slow	1.80	4.51	7.23	9.93	12.64	15.34	17.12
52	32.3	Fast	1.83	4.62	7.43	10.24	13.05	15.87	17.72
		<b>Ideal</b>	<b>1.87</b>	<b>4.71</b>	<b>7.55</b>	<b>10.38</b>	<b>13.22</b>	<b>16.06</b>	<b>17.93</b>
		Slow	1.91	4.78	7.65	10.52	13.39	16.25	18.13
49	30.4	Fast	1.94	4.90	7.87	10.85	13.83	16.81	18.78
		<b>Ideal</b>	<b>1.98</b>	<b>5.00</b>	<b>8.01</b>	<b>11.02</b>	<b>14.03</b>	<b>17.04</b>	<b>19.03</b>
		Slow	2.03	5.08	8.13	11.18	14.22	17.27	19.27
46	28.6	Fast	2.06	5.21	8.37	11.54	14.71	17.88	19.98
		<b>Ideal</b>	<b>2.11</b>	<b>5.32</b>	<b>8.53</b>	<b>11.74</b>	<b>14.95</b>	<b>18.16</b>	<b>20.27</b>
		Slow	2.16	5.42	8.68	11.93	15.18	18.42	20.56
43	26.7	Fast	2.20	5.56	8.94	12.33	15.71	19.10	21.34
		<b>Ideal</b>	<b>2.26</b>	<b>5.69</b>	<b>9.13</b>	<b>12.56</b>	<b>15.99</b>	<b>19.42</b>	<b>21.68</b>
		Slow	2.32	5.81	9.30	12.78	16.27	19.75	22.03
40	24.9	Fast	2.36	5.97	9.60	13.23	16.86	20.50	22.89
		<b>Ideal</b>	<b>2.43</b>	<b>6.12</b>	<b>9.81</b>	<b>13.50</b>	<b>17.19</b>	<b>20.88</b>	<b>23.31</b>
		Slow	2.50	6.26	10.02	13.78	17.53	21.27	23.74
37	23.0	Fast	2.54	6.44	10.35	14.27	18.19	22.11	24.70
		<b>Ideal</b>	<b>2.63</b>	<b>6.62</b>	<b>10.61</b>	<b>14.59</b>	<b>18.58</b>	<b>22.57</b>	<b>25.20</b>
		Slow	2.71	6.79	10.86	14.93	18.99	23.06	25.73
34	21.1	Fast	2.76	6.99	11.24	15.49	19.74	23.99	26.81
		<b>Ideal</b>	<b>2.86</b>	<b>7.20</b>	<b>11.54</b>	<b>15.88</b>	<b>20.22</b>	<b>24.56</b>	<b>27.42</b>
		Slow	2.95	7.41	11.85	16.29	20.73	25.16	28.08
31	19.3	Fast	3.02	7.65	12.29	16.93	21.58	26.24	29.31
		<b>Ideal</b>	<b>3.14</b>	<b>7.90</b>	<b>12.66</b>	<b>17.42</b>	<b>22.18</b>	<b>26.94</b>	<b>30.08</b>
		Slow	3.25	8.15	13.05	17.93	22.82	27.70	30.90
28	17.4	Fast	3.33	8.43	13.55	18.68	23.81	28.94	32.33
		<b>Ideal</b>	<b>3.47</b>	<b>8.74</b>	<b>14.01</b>	<b>19.29</b>	<b>24.56</b>	<b>29.83</b>	<b>33.30</b>
		Slow	3.61	9.07	14.51	19.94	25.37	30.80	34.37
25	15.5	Fast	3.71	9.40	15.11	20.83	26.54	32.26	36.04
		<b>Ideal</b>	<b>3.89</b>	<b>9.79</b>	<b>15.70</b>	<b>21.60</b>	<b>27.50</b>	<b>33.41</b>	<b>37.30</b>
		Slow	4.07	10.21	16.34	22.46	28.58	34.68	38.70

## Slalom Timing Chart - Standard Tolerance ABT

(For use in Class F events)

BOAT SPEED		Score:	0-0.5	1-1.5	2-2.5	3-3.5	4-4.5	5-5.5	All 6
KPH	MPH	Display	0	1	2	3	4	5	6
58	36.0	Fast	1.63	4.14	6.65	9.17	11.69	14.21	15.87
		Ideal	1.68	4.22	6.77	9.31	11.86	14.40	16.08
		Slow	1.72	4.29	6.87	9.44	12.01	14.58	16.27
55	34.2	Fast	1.72	4.36	7.00	9.65	12.30	14.96	16.71
		Ideal	1.77	4.45	7.13	9.82	12.50	15.19	16.95
		Slow	1.82	4.53	7.25	9.97	12.69	15.40	17.19
52	32.3	Fast	1.82	4.60	7.40	10.19	12.99	15.79	17.65
		Ideal	1.87	4.71	7.55	10.38	13.22	16.06	17.93
		Slow	1.92	4.80	7.69	10.57	13.45	16.32	18.21
49	30.4	Fast	1.92	4.87	7.83	10.80	13.76	16.73	18.69
		Ideal	1.98	5.00	8.01	11.02	14.03	17.04	19.03
		Slow	2.05	5.11	8.18	11.24	14.30	17.36	19.37
46	28.6	Fast	2.05	5.18	8.33	11.47	14.63	17.78	19.86
		Ideal	2.11	5.32	8.53	11.74	14.95	18.16	20.27
		Slow	2.18	5.46	8.73	12.00	15.27	18.54	20.68
43	26.7	Fast	2.18	5.53	8.88	12.24	15.61	18.98	21.20
		Ideal	2.26	5.69	9.13	12.56	15.99	19.42	21.68
		Slow	2.34	5.85	9.37	12.87	16.38	19.89	22.18
40	24.9	Fast	2.34	5.92	9.52	13.13	16.73	20.34	22.72
		Ideal	2.43	6.12	9.81	13.50	17.19	20.88	23.31
		Slow	2.52	6.31	10.10	13.89	17.67	21.44	23.93
37	23.0	Fast	2.52	6.38	10.26	14.14	18.03	21.92	24.49
		Ideal	2.63	6.62	10.61	14.59	18.58	22.57	25.20
		Slow	2.74	6.85	10.96	15.07	19.17	23.26	25.96
34	21.1	Fast	2.74	6.92	11.13	15.33	19.55	23.76	26.54
		Ideal	2.86	7.20	11.54	15.88	20.22	24.56	27.42
		Slow	2.99	7.49	11.98	16.47	20.95	25.43	28.37
31	19.3	Fast	2.99	7.56	12.14	16.74	21.34	25.94	28.97
		Ideal	3.14	7.90	12.66	17.42	22.18	26.94	30.08
		Slow	3.29	8.25	13.21	18.16	23.10	28.04	31.29
28	17.4	Fast	3.29	8.32	13.37	18.43	23.49	28.56	31.91
		Ideal	3.47	8.74	14.01	19.29	24.56	29.83	33.30
		Slow	3.67	9.20	14.72	20.23	25.74	31.25	34.86
25	15.5	Fast	3.67	9.26	14.87	20.50	26.13	31.77	35.49
		Ideal	3.89	9.79	15.70	21.60	27.50	33.41	37.30
		Slow	4.14	10.39	16.62	22.84	29.06	35.27	39.36

## **AWSA National Championships Event Classification**

As Revised and Approved by the AWSA Board of Directors, January, 2019

Divisions	Slalom	Trick	Jump
B1/G1	<b>E/L*</b>	E/L*	--
B2/G2	<b>E/L*</b>	E/L*	L
B3/G3	L	L	L
M1/W1	L	L	L
M2/W2	L	L	L
M3/W3	L	L	L
M4/W4	L	L	L
M5/W5	L	L	L
M6	L	L	L
W6	L	E/L*	E/L*
<b>M7-8</b>	L	E/L*	E/L*
W7-8	E/L*	E/L*	E/L*
M9-10/W9-10	E	E/L*	E/L*
MM/MW	L	L	L
OM/OW	R	R	R
<i>Trick divisions that may expect scores of 10,000 points or higher should be run as an "R" classification.</i>			
<i>*At the option of the skier</i>			

## Rules Jurisdiction Chart

<b>Rule Number</b>	<b>Rule Description</b>	<b>Jurisdiction</b>	<b>Coordinating Committee</b>
1	General	Rules	
1.14	Tournament Sanction Review	Rules	Technical
2	Tournament Events, etc	Rules	
3	Division Competition Rankings	Rules	Skiers Qualification
4	Tournament Qualifications	Rules	Skiers Qualification
5	Overall & Team Competition	Rules	Skiers Qualification
6	Officials	Rules	
6.01.A.B.C.F&.G	National Tournament Officials	Judges & Scorers	
6.01.D & .E	National Tournament Drivers	Boat Drivers	
6.01.H	National Tournament Safety Directors	Safety	
6.01.I	National Tournament Technical Controller	Technical	
6.02.A.B.C&.E	Regional Tournament Officials	Judges & Scorers	
6.02.D	Regional Tournament Drivers	Boat Drivers	
6.02.F	Regional Tournament Safety Directors	Safety	
6.02.G	Regional Tournament Technical Controller	Technical	
6.03.A.B.D.E.F	Regional Tournament Officials	Judges & Scorers	
6.03.C	Regional Tournament Drivers	Boat Drivers	
6.03.G	Regional Tournament Safety Directors	Safety	
6.03.H	Regional Tournament Technical Controller	Technical	
6.10, 6.11 & 6.13	Judges and Emeritus	Judges & Scorers	
7	Rerides, Protests & Disqualification	Rules	
8	Equipment & Definitions		
8.01	Competition Area	Technical	
8.02	Boats	Rules	Tow Boat
8.03	Skis	Technical	
8.04	Tow Lines	Technical	
8.05	Boat Speeds	Rules	Technical
8.06	A Fall	Rules	
8.07	Skiing Position	Rules	
8.08	The Wake	Rules	
8.09	Buoys	Technical	
8.10	Speed Control	Rules	Technical/Towboat
9	Jumping	Rules	
9.09.B & .C	Timing	Rules	Technical
9.12	Distance Measurement	Technical	
9.16	Jumping Equipment and Definitions	Technical	
9.17	Tolerances	Technical	Rules
10	Slalom	Rules	Technical
10.02	Slalom Course	Technical	

<b>Rule Number</b>	<b>Rule Description</b>	<b>Jurisdiction</b>	<b>Coordinating Committee</b>
10.06.C	Rope Lengths/Tolerances	Technical	Rules
10.09.B	Timing	Rules	Technical
10.16	Slalom Equipment and Definitions	Technical	
10.17	Tolerances	Technical	Rules
11	Tricks	Rules	Technical
11.02	Trick Course	Technical	
11.09.B	Timing	Rules	Technical
11.17	Speed Calibration	Technical	
12	Safety Requirements	Safety	
13	Optional Tournament Formats	Rules	
14	Records	Technical	
14.01	AWSA Recognition	Technical	
14.02	Performance Requirements	Rules	
15	Record Capability Tournaments	Rules	
15.03	Certification of Competition Courses	Technical	
15.04	Technical Controller	Technical	
15.06	Technical Requirements	Technical	
16	Cash Prize Tournaments	AWSA Executive Committee & AWSA Board	
Appendix	Rules Interpretations	Rules	
Appendix	Optional 2-Segment Timing Rules	Rules	
Appendix	IWWF/AWSA Rule Differences	Rules	
Appendix	Official Development Program	All Officials Committees	
Appendix	Tow Line Dimensions	Technical	
Appendix	Official Slalom Course Diagram	Technical	
Appendix	Slalom Scoring	Rules	
Appendix	Tow-pylon Specifications Diagram	Technical	
Appendix	Off Jump Course Diagram	Technical	
Appendix	Ramp Setting Chart	Technical	
Appendix	Computer BMK Meters	Technical	
Appendix	Computer BMK Calculations	Technical	
Appendix	Official Trick Course	Technical	
Appendix	Trick Speed Calibration Times	Technical	
Appendix	Trick Description & Point Values	Rules	
Appendix	Tournament Classification Requirements	AWSA & IWWF	
Appendix	Speed Control Parameter Adjustment Chart	Rules	Towboat
Appendix	Jump Timing Tables	Technical	
Appendix	Slalom Timing Tables	Technical	
Appendix	Nationals Event Classifications	AWSA Board	Rules
Appendix	Rules Jurisdiction Chart	AWSA Board	Rules

This table is designed to indicate which committee is responsible for a particular rule. In cases where a specific rule number within the broader rule number is listed, the committee with jurisdiction is responsible for the specific rule number, not the committee with the broader responsibility. In cases where a coordinating committee is listed, it will provide support and guidance to the primary committee on the portion of that particular rule.



## Tournament Classification Requirements

Tournament Classification	Regular Local Class C	National Entry Class E	Ranking List Class L	World Record Class R
<b>Applicability</b>				
<b>AWSA National Records</b>	No	Yes	Yes	Yes
<b>IWWF Ranking List</b>	No	No	Yes	Yes
<b>World Records</b>	No	No	No	Yes
<b>General Requirements</b>				
Chief Officials				
Judge	Reg or Sr	Sr.	Sr. (W)	Sr. (W)
Scorer	Reg or Sr.	Sr.	Sr. (A)	Sr. (A)
Driver	Reg or Sr.	Sr.	Sr. (A)	Sr. (A)
Safety Director	State	State	State	State
Technical Controller	No	Reg, Sr, Amb	Sr or Amb (W)	Sr or Amb (W)
Appointed Judges	CJ plus 2 Appt.	5 not including CJ	5 (A), not including CJ; Pan Am req. (P)	5 (A), not including CJ; Pan Am req.(P)
Conflict of Interest Rule	No	Yes	Yes (W)	Yes (W)
Site Certification	Measured	Survey	Survey (W)	Survey (W)
Judges Towers	3 m high, both sides recom.	3 m/44 <sup>0</sup> both sides	3 m/44 <sup>0</sup> both sides, perfect sight (W)	3 m/44 <sup>0</sup> both sides, perfect sight (W)
Speed Control	Yes	Yes	Yes	Yes
<b>Slalom Requirements</b>				
End course video	No	Yes	Yes (W)	Yes (W)
Buoys	Per Rulebook	Per Rulebook	Measured per Rulebook (W)	Measured per Rulebook (W)
Event Judges	5 (or 3) Ast. or up	5 total, min 1 R/S each tower and towboat <i>E**</i>	3 Sr/2 Reg min (W)	5 Sr. (W)
EJ's with gate video	3 Ast or up	3 Sr. or Reg.	2 Sr./ 1 Reg min(W)	3 Sr. min (W)
Boat Video	Optional	Optional(Note 1)	Optional (W)	Required (W)
Gate Video	Optional	Optional	Optional (W)	Required (W)
<b>Tricks Requirements</b>				
Video	Recommended	Required from boat	Required from boat (W)	Required from boat (W)
Event Judges	5 (or 3) Asst or up.	5 Reg. or Sr.	3 Sr/2 Reg min.(W)	5 Sr. (W)
EJ's w/immediate video	Same	3 Reg or Sr	2 Sr/1 Reg (W)	3 Sr. (W)
Boat Judge	Ast. or up, or Ast dr with CJ approval	Ast. or up or Reg or Sr. Driver	Reg or up (W) or Reg or Sr. Driver	Reg. or up (W) Reg or Sr. Driver
Trick Timing Devices	Manual	Automatic	Video timing	Video timing
Timer	Ast. recom.	Reg or Sr.	Reg or Sr. (W)	Reg or Sr. (W)
<b>Jumping Requirements</b>				
Video	Not Required	Not Required	Required (W)	Required (W)
Distance Calc. Method	M/B or Comp.	M/B or Computer	Computer (W)	Computer (W)
Event Judges	1 ast or up boat-1 or 2 ast or up shore	3 Reg or Sr.; 1 shore may be Ast.	2 Sr./1 Reg. min (W)	3 Sr. (W)
Video Judges	2 Ast or higher when used	2 Reg or Sr.; 1 may be Ast.	1 Sr/1 Reg. (W)	2 Sr. (W)
Meter Readers	2 (or 1) Ast.or up recom.	2 each with 1 Reg. or Sr.	Not Applicable	Not Applicable
<p>Notes: (W) as required by IWWF World Rules.            (P) as required by IWWF Pan-American Region Rules.            (A) as required by AWSA Rules, which are more requiring than the associated Pan-American or World Rules (if any).  <i>E**</i> In Class E Slalom events, an Assistant Judge may replace one of the two slalom tower judges in each tower when 5 judges are being used. (Does not pertain to Regional and National tournaments)            Note1: Boat Video required for the last 2 passes for Elite National Records (OM, OW, MM, and MW)</p>				

